



Vinyl Siding Tools

Siding

Removal Tool

The SideSwiper® II combines the comfort and added leverage of an easy-to-grasp straight handle with the smooth unlocking motion of a burr free hook. The blade of the SRT2 is angled from the bottom plane of the handle and allows the user to keep the wrist straight while keeping knuckles well above the work. Blade surface finishing and plating assures that the sharply angled hook will not cut into the vinyl material or produce shavings.

Additional comfort and control is achieved with a non-slip textured handle grip. The gripping surface will not become slick from moisture, and the form fitting, plastisol dip process bonds the grip for the life of the tool.

Durable one piece spring steel construction is virtually indestructible. A handy oversize hang hole in handle accommodates a 1/4" (6.4 mm) peg hook.



Save Time
With a smooth unlocking motion, an easy-to-grasp straight handle and a non-slip textured grip; this handy tool will save you time by cleanly removing vinyl siding!

- 1. INSERTION:**
Wedge tip of blade under overlapping panel and hook onto the back lip of buttlock.
- 2. UNLOCKING:**
Pulling lip downward, slide the tool along length of panel to unlock and expose nail row of panel to be removed.
- 3. PANEL REPLACEMENT:**
Lock and nail replacement panel into place. Use tool to relock overlapping panel. Pull down on panel lip and press it into lock of replacement panel below.

The Sider

Marking & Cutting Templates for Vinyl Siding

THE SIDER

U.S. Patent No. 5,203,090

Save up to 3 profitable hours on each job with the innovative Sider. It works quickly and accurately, replacing chalk lines, squares and straight edges. Use it as a scribe or square to mark or score precise lines. Or go straight to cutting with your utility knife in the precisely marked 1/8" (3.2 mm) holes. The Sider comes in 3 sizes to match popular siding profiles and features durable 18-gauge (1.22 mm) stainless steel construction. It's one smart little tool for even the biggest siding jobs.



Specifications

Catalog Number	Description	Tool Length. in. (mm.)	Net Wt. oz. (g)
SRT2	SideSwiper II Siding Removal Tool	6-1/4 (159)	3.0 (85)
SRT2B	SideSwiper II Siding Removal Tool Bulk (25)	—	—
SD40	The Sider Double 4	—	7.0 (199)
SD50	The Sider Double 5	—	8.0 (227)
SDL45	The Sider Dutchlap 4-1/2	—	7.0 (199)

Snap Lock Punch

Designed for Vinyl, Aluminum Siding and Mobile Home Skirting.



SL5



Economical and Rugged!

Snap lock plastic skirting and siding to finishing trim.

Makes tabs in the cut edge of siding panel used as a finishing course at top of wall or below window. Tabs lock into utility trim.* Punch raises a high projection to compensate for natural relaxation of vinyl plastic. It also works well on aluminum siding but is not recommended for steel.

***NOTE:** The SL5 should not be used when PERMATABS are required to snap into finished trim. For this application we recommend using the Malco SL1 or SL2 Snap Lock Punch. PERMATABS is a trademark of C & H Enterprises. Not Recommended for use below 32° F (0° C).

Nail Hole Slot Punch



NHP1R



Add accurate nail slots fast and easy!


The NHP1R punches a generous 5/32" x 3/4" (4.0 to 19.1 mm) horizontal slot for adding or elongating nail holes in vinyl and .019" (0.48 mm) aluminum siding to accommodate irregular stud spacing. Ergonomic Redline Handles with unique one-hand operation latch offer maximum compound leverage performance and natural fit and feel.

Snap Lock Punch

Designed for Vinyl ONLY.



SL8R



For securing vinyl skirting and siding to finishing trim.

The SL8R produces wider, more secure locking tab projections. Tabs grip a greater surface area and guard against dislodging due to relaxation of vinyl from heat. SL8R installations also resist blowout during times of high pressure and wind. Constructed of steel stampings and rugged investment cast alloy steel jaws, with nickel plate and black oxide finishes. Ergonomic Redline Handles with unique one-hand operation latch offer maximum compound leverage performance and natural fit and feel. Not Recommended for use below 32° F (0° C).

Trim Nail Hole Punch



TNHP



Easy access for holes where you need them in Soffit and Fascia

A 1/4" x 1/8" (6x3 mm) slot is absolutely no bigger than what you need for supporting vinyl or aluminum soffit and fascia without risking buckling of material from temperature changes. And a narrow profile head, extra wide opening jaws and a big 2" (51 mm) throat assures that you can make trim nail hole slots exactly where you need them, - not where you see them.


The TNHP punch easily fits inside soffit contours or over the lip edge of fascia. The result is a clean professional installation that is as easy to look at as the tool is to use. Built for long service it features Malco's signature compound leverage handles and comfortable vinyl grips and hand stops. Not recommended for use with some styles of stainless steel trim nails.

Specifications

Catalog Number	Description	Throat Depth in. (mm)	Slot in. (mm)	Length in. (mm)	Net Wt. oz. (g)
SL5	Snap Lock Punch	3/8 (9.5)	—	9 (229)	12 (340)
NHP1R	Nail Hole Slot Punch	5/8 (15.9)	5/32 x 3/4 (4.0 x 19.1)	8-1/2 (216)	16 (454)
SL8R	Snap Lock Punch	1/2 (12.7)	—	8-1/2 (216)	16 (454)
TNHP	Trim Nail Hole Punch	2 (50.8)	1/4 x 1/8 (6.4 x 3.2)	10 (254)	18 (510)

Replacement Spring for Hand Tools

5018 Fits NHP1R, SL8R



J-Channel Cutters

for Notches & Drain Tabs

Malco J-Channel Cutters are available for 1/2" (12.7 mm), 5/8" (15.9 mm) and 3/4" (19.1 mm) channel.

All Malco J-Channel Cutters feature compound leverage for easy cutting action. All steel construction and rust resistant finishes prolong the life of these tools. Ergonomic Redline Handles with unique one-hand operation latch offer maximum compound leverage performance and natural fit and feel.



Use graduations on jaw to gauge cutting depths of 3/8" to 1-1/4" (9.5 to 31.2 mm)



Easy One-Hand Operation!

JCC50R
1/2" (12.7 mm)
J-Channel



JCCR
5/8" (15.9 mm)
J-Channel




JCC75R
3/4" (19.1 mm)
J-Channel



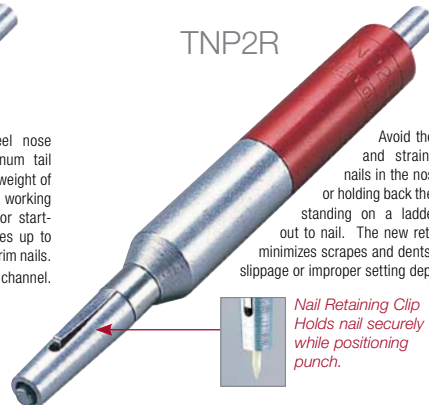
Trim Nail Punches

Drive trim nails into soffit, fascia and other finishing trim without denting or marring material.



TNP2S

All-steel nose and aluminum tail piece directs weight of this punch to the working end when grasping or starting a nail. Accommodates up to 1-1/4" (31.2 mm) standard trim nails. Nose fits into 1/2" (12.7 mm) J channel.



TNP2R

Avoid the awkwardness and strain of balancing nails in the nose of the punch or holding back the drive pin while standing on a ladder or reaching out to nail. The new retaining clip also minimizes scrapes and dents caused by nail slippage or improper setting depth.



Nail Retaining Clip Holds nail securely while positioning punch.



TNP3S
"Mini-Size"

"Pocket Sized" tool will hold and install standard 1-1/4" (31.2 mm) trim nails. Small size allows easy access to recesses of formed trim pieces. Hex collar prevents rolling.



Specifications

Catalog Number	Description	Application	Tool Length. in. (mm.)	Net Wt. oz. (g)
JCC50R	J-Channel Cutter 1/2" (12.7 mm)	J-Channel	8-7/8 (225)	16 (454)
JCCR	J-Channel Cutter 5/8" (15.9 mm)	J-Channel	8-7/8 (225)	16 (454)
JCC75R	J-Channel Cutter 3/4" (19.1 mm)	J-Channel	8-7/8 (225)	16 (454)
TNP2S	Trim Nail Punch	—	8 (203)	6 (170)
TNP2R	Trim Nail Punch with Clip	—	6-3/4 (171)	6 (170)
TNP3S	Trim Nail Punch	—	5 (127)	2 (57)
TNP3SB	Trim Nail Punch Bulk (24)	—	—	—
TNP3SH	Trim Nail Punch Bulk (100)	—	—	—

Replacement Spring for Hand Tools

5018 Fits All JCC Models on this Page