



Webstone

VALVE INNOVATION

HYDRO-CORE™



PATENTED
TECHNOLOGY

THE **CORE** OF ANY
PROFESSIONAL **HYDRONIC**
INSTALLATION





A REVOLUTIONARY APPROACH TO HYDRONIC INSTALLATIONS

Combine a forged brass manifold and components to streamline boiler and secondary loops installations.

- Eliminates costly field fabrication
- Minimizes leak paths
- Avoids precise calculations
- Shaves hours off every installation
- Simplifies future maintenance
- All with EXPERT looking results
- GUARANTEED FOR LIFE

DESIGNED SPECIFICALLY FOR NEAR BOILER LOOPS:

Numerous kits are available to provide solutions for these popular boiler styles.

Floor Standing Side Mount Boilers



Floor Standing Top Mount Boilers



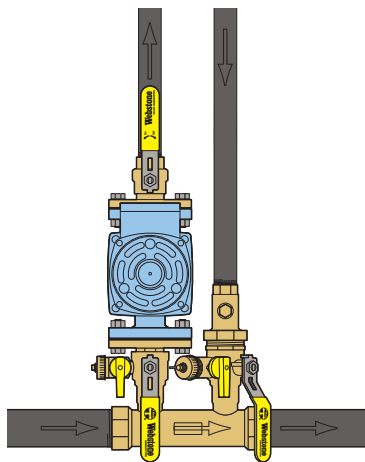
Wall Hung Boilers



Wall Hung Boilers w/ Integral Pump



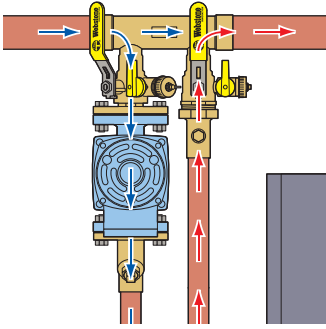
SECONDARY CIRCUIT LOOPS:



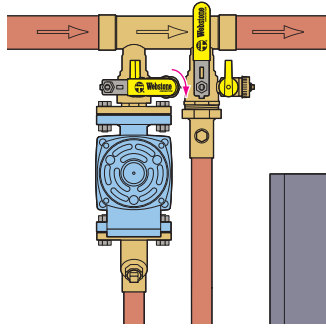
The Hydro-Core Manifold can be used anywhere a secondary circuit loop is required in a hydronic system.

ADVANTAGES

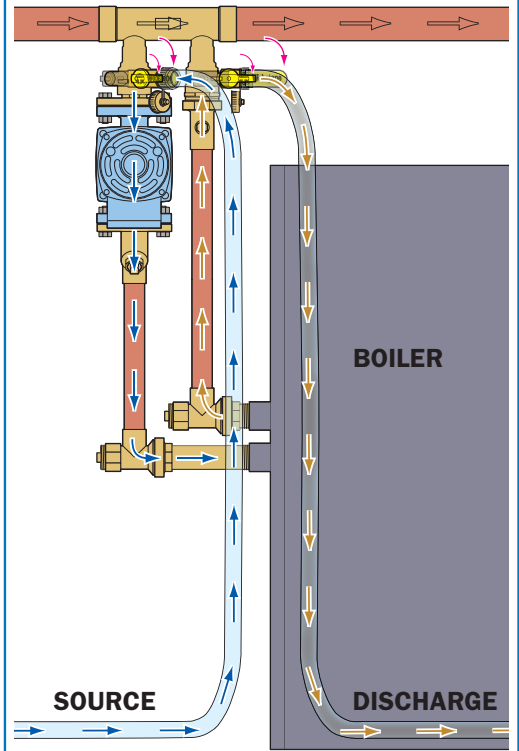
Precise Spacing for Hydraulic Separation



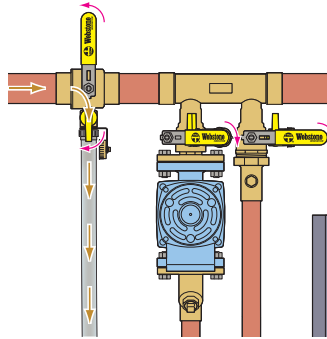
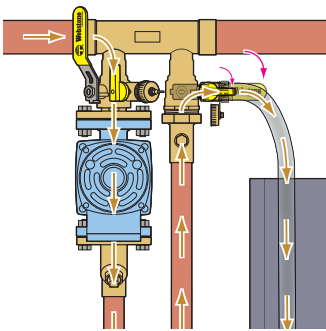
Simplifies Pump Isolation



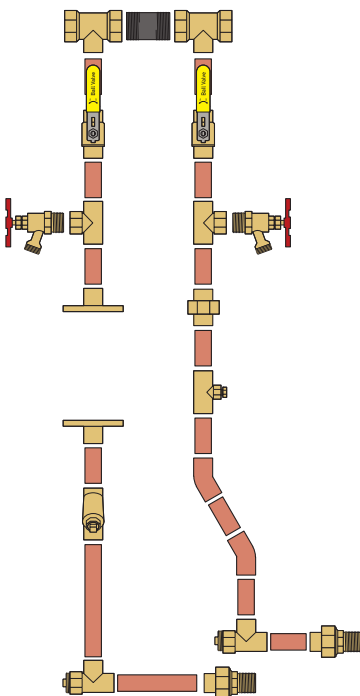
Easily Purge, Fill, or Descale* a Boiler or Secondary Hydronic Loop



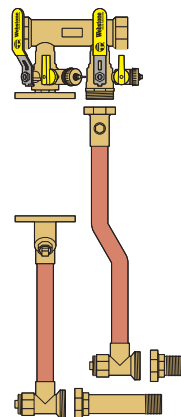
Simplifies System Purging Through the Boiler Outside the Boiler



*Descaling may not be recommended for all boilers. Consult boiler manufacturer for details.



HYDRO-CORE COMPLETE NEAR BOILER PIPING KITS



SAVES LABOR, SPACE, AND LEAK PATHS

	FIELD FABRICATED INSTALLATION	HYDRO-CORE COMPLETE NEAR BOILER PIPING KIT
COMPONENTS:	34	5
LEAK PATHS:	32	3
LABOR:	4.8 hours	27 minutes


COMPONENTS AND SAVINGS VARY BY KIT

HYDRO-CORE™

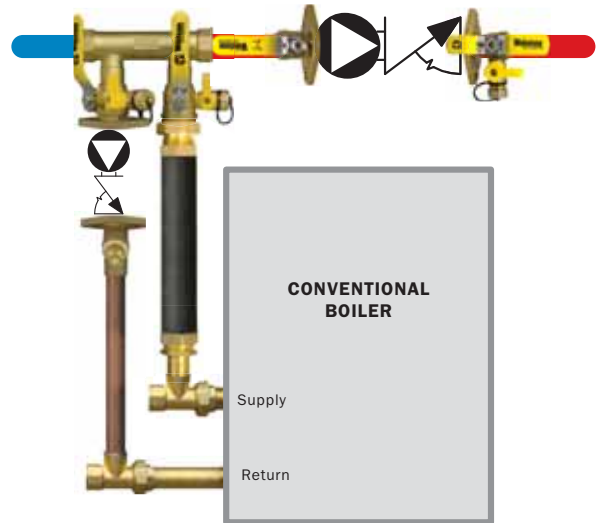
APPLICATIONS

The Webstone Hydro-Core™ system streamlines the installation, performance and maintenance of a variety of boiler systems. *Hydro-Core is the core of any professional hydronic installation.*

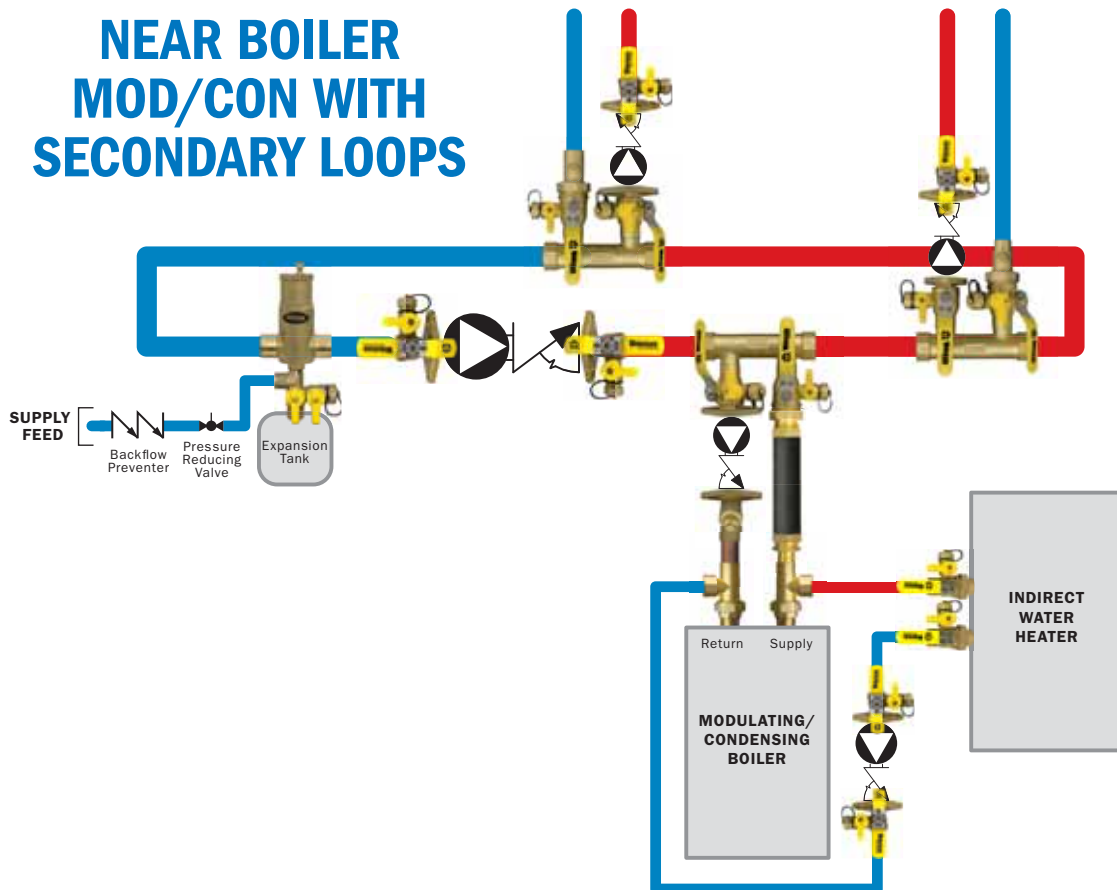
MOD/CON BOILER W/ INTEGRAL PUMP



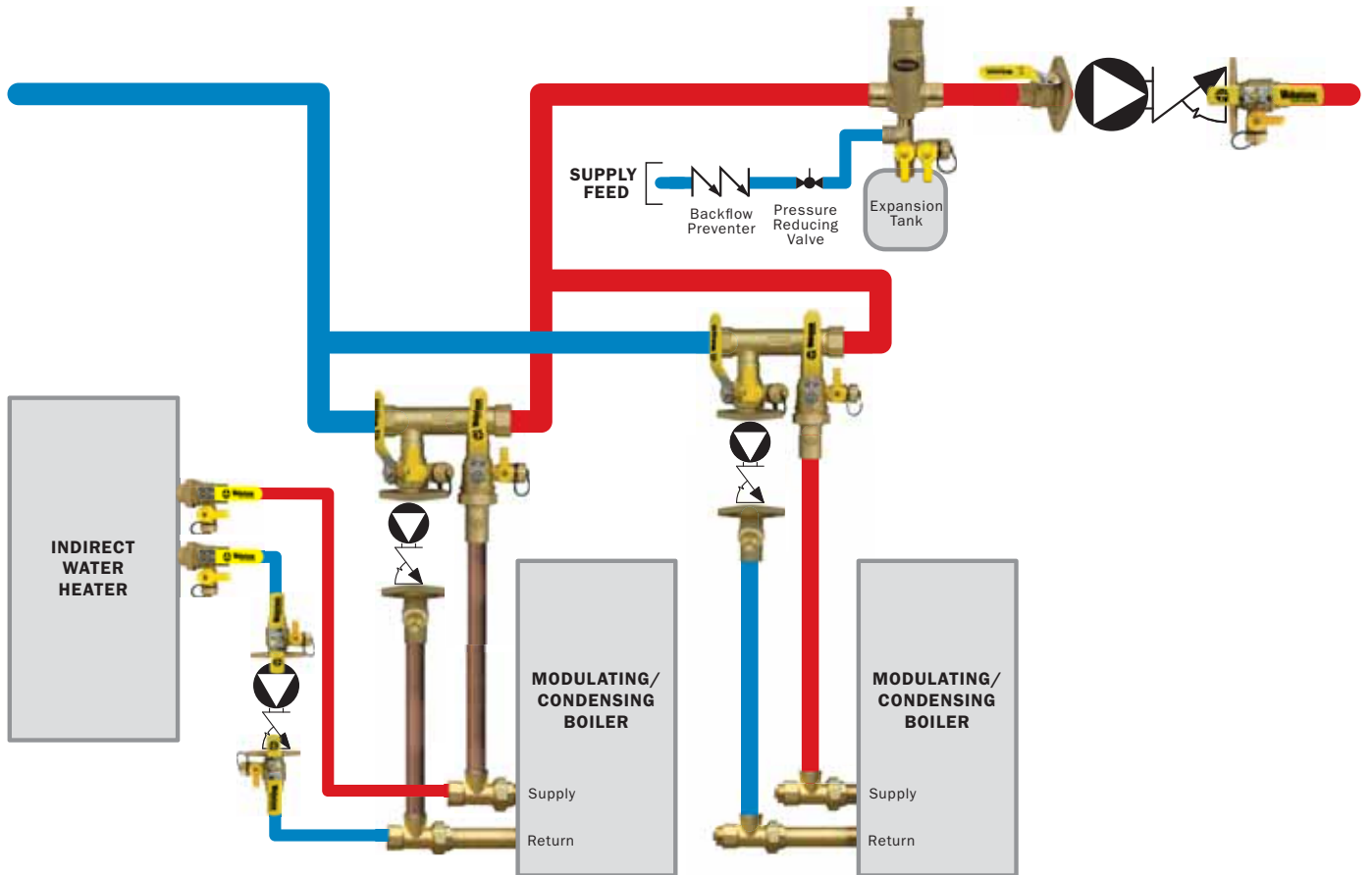
CAST IRON/ CONVENTIONAL



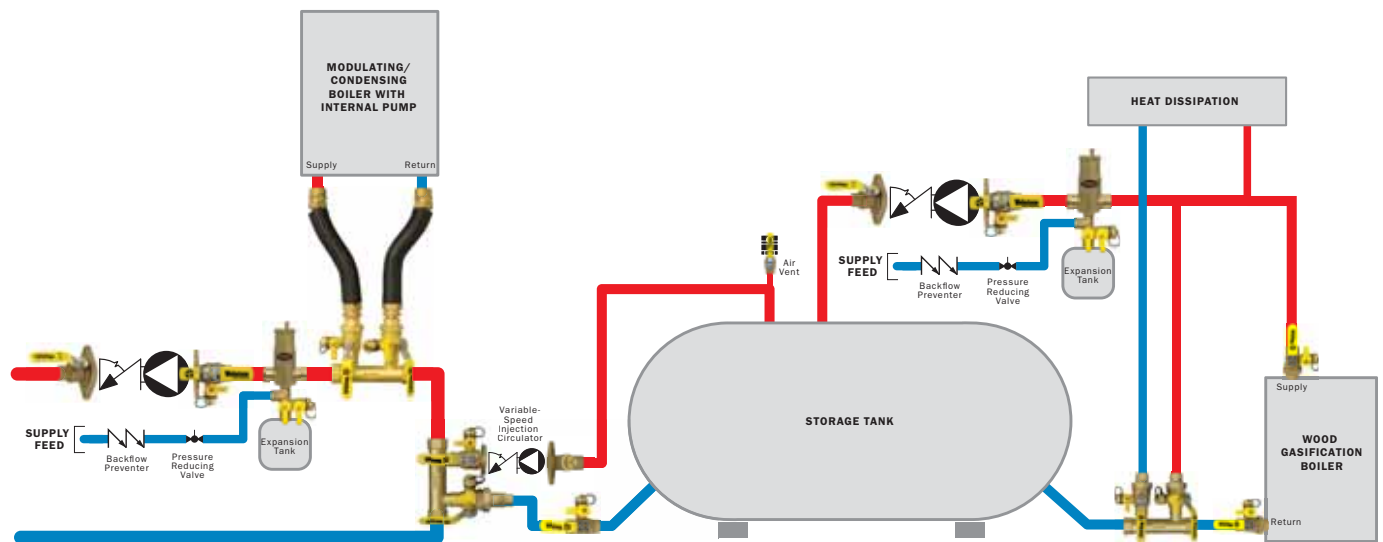
NEAR BOILER MOD/CON WITH SECONDARY LOOPS



TWO BOILERS IN PARALLEL



MULTIPLE HEAT SOURCES



SAVE COMPONENTS, SPACE & LABOR

HYDRO-CORETM

MANIFOLD

Webstone's patented manifold is the core of the Hydro-Core system.

- Combines 17 Components
- Eliminates 16 Leak Paths
- GUARANTEED FOR LIFE

Fully-Insulated Body



Webstone Isolator[®] with Rotating Flange & Drain

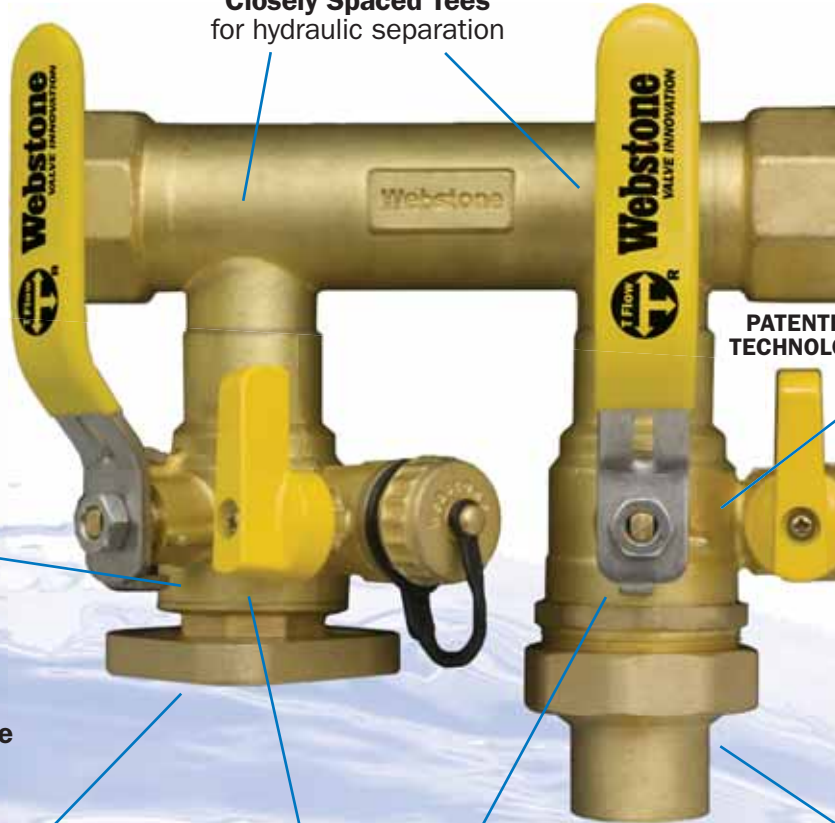


Snug-Fit Rotating Flange

Provides greater control during installation



Precision-Crafted Closely Spaced Tees for hydraulic separation



Webstone Ball Drain[™]



PATENTED TECHNOLOGY

HYDRO-CORE[™]

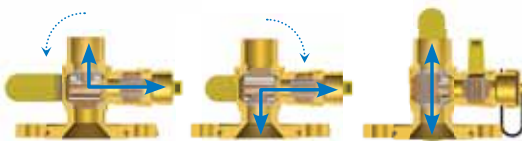
UNION CONNECTION

Available in three distinct styles to meet your needs



T-Flow Ball for Compact Design

Directs flow into either the boiler or purge drain



UNION CONNECTION OPTIONS



Connection Only

Included with every Hydro-Core Manifold



With 1/4" Plugged Pressure Gauge Port



With Multiple Device Ports

Plugged Connections for:

- (2) 3/4" devices (Pressure Relief Valve, Low Water Cutoff) OR
- (1) 3/4" device & (1) 1/4" Pressure Gauge

FLANGE OPTIONS



Flange Right



Flange Left



No Flange Double Ball Drain

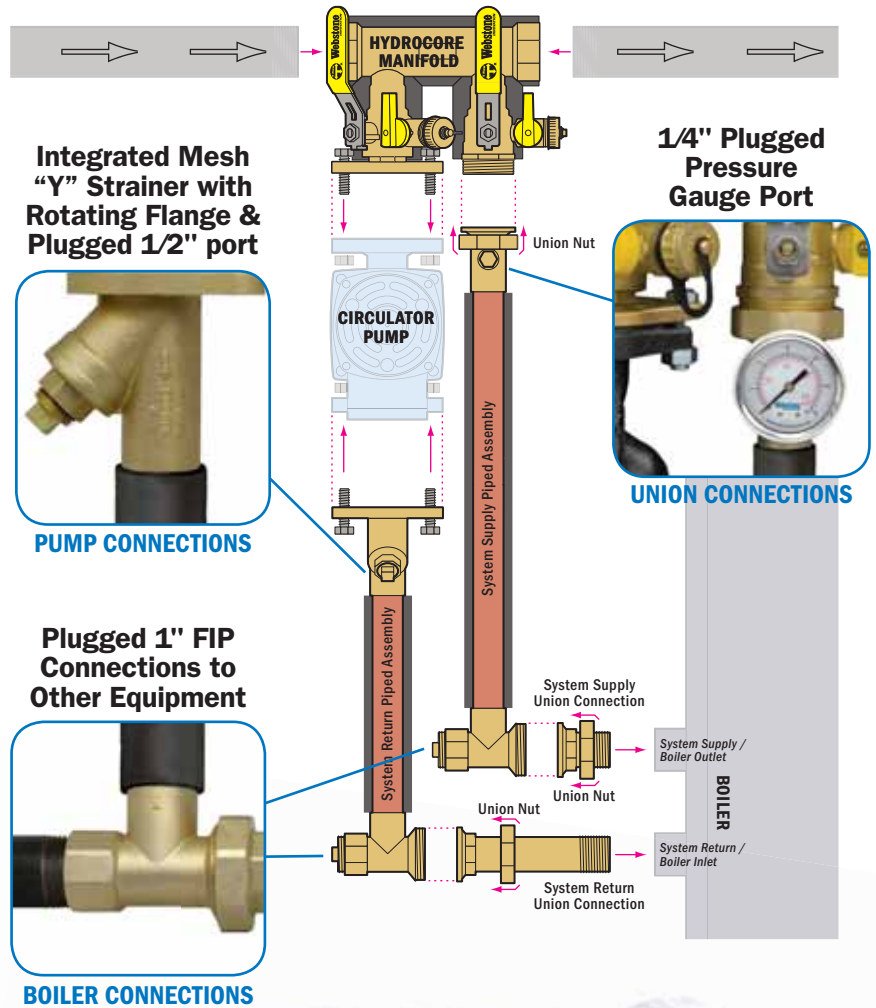
NEAR BOILER PIPING INNOVATIONS



COMPLETE NEAR BOILER PIPING KITS

A fully-fabricated solution, kits include everything necessary for a successful installation; leaving the installer to provide only the pump. Available for a wide array of boilers. Features vary by kit.

- Your choice of FIP or SWT Manifold
- Fully fabricated & insulated supply & return lines assembled with copper or **HYDRO-CORE FLEX** tubing
- Outfitted with connections for your specific boiler
- Integrated Mesh “Y” Strainer with Rotating Flange & plugged 1/2" port in strainer cap for installation of drain valve
- Plugged 1/4" pressure gauge port on select kit models
- Plugged FIP ports for connection to other equipment. i.e. indirect water heater, heat exchanger, pressure relief valve, etc.
- Accommodates common circulator pumps (measuring 6½" in length)



- Included in select Complete Near Boiler Piping Kits
- Assembled with flexible stainless steel tubing
- Tubing may be cut for installations in close quarters

	3/4"	1"	1 1/4"
Inner Diameter	0.83"	1.03"	1.26"
Operating Temperature	212°	212°	212°
Max Cold Working Pressure	176 PSI	147 PSI	110 PSI



Flex Pipe Conforms to NSF/ANSI 61, ASTM A 312/312M, IAMPO, IGC-233 PATENTS PENDING



DUAL SCALE PRESSURE GAUGE

SOLD SEPARATELY

- 1/4" NPT Center Back Connection
- Stainless Steel
- Liquid Filled
- 2" Dial, 30 PSI

ITEM # 31000 CTN/CASE 1/100

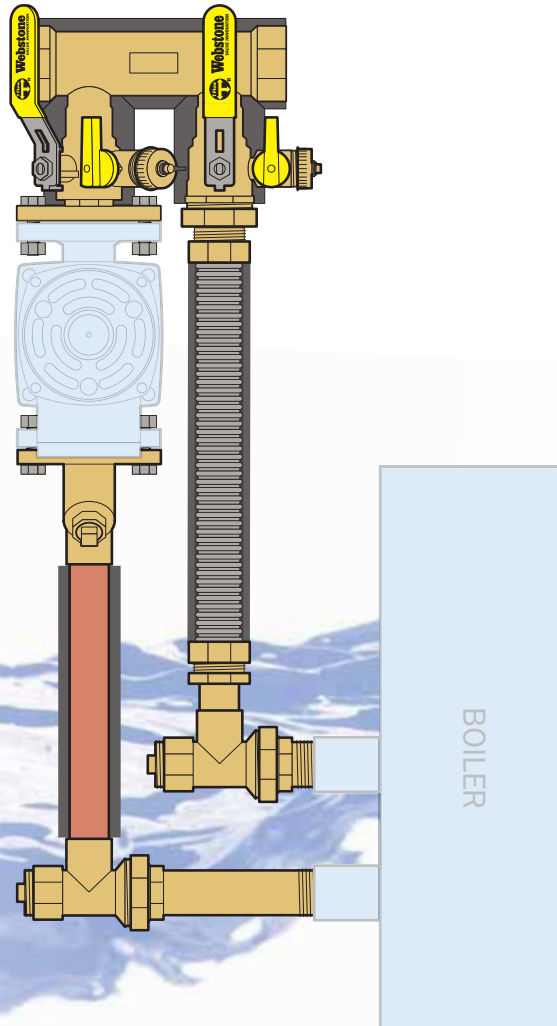
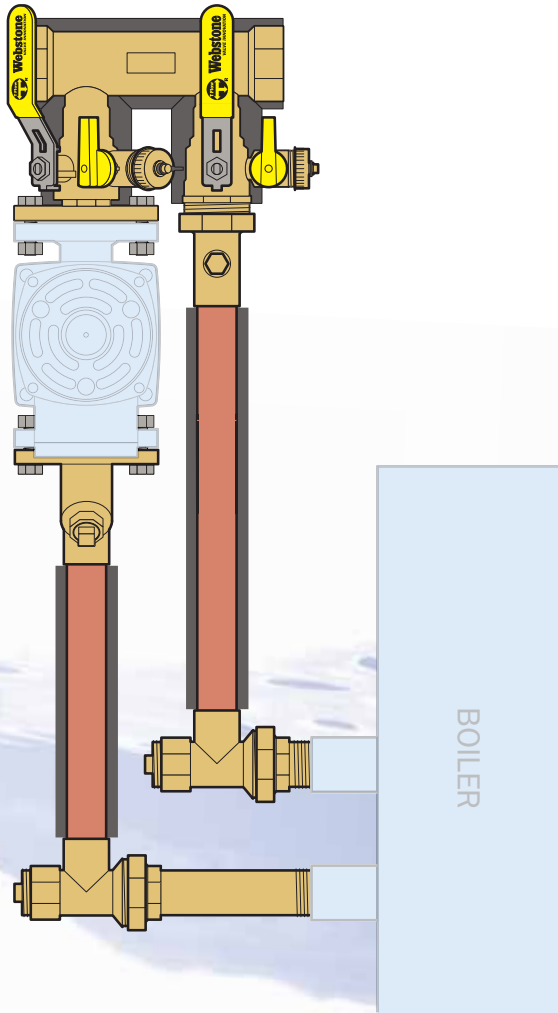
INSTALLATION SOLUTIONS FOR FLOOR STANDING / SIDE MOUNT BOILERS

COMPATIBLE WITH SELECT BOILERS FROM:*

- BURNHAM
- LOCHINVAR

COMPATIBLE WITH SELECT BOILERS FROM:*

- HEAT TRANSFER PRODUCTS
- NEW YORK THERMAL NTI



FEATURES:

- Choice of FIP or SWT Hydro-Core Manifold
- Insulated supply & return lines assembled from one-piece, type-L copper tubing
- Integrated connections for your specific boiler
- Integrated Mesh "Y" Strainer with Rotating Flange
- Plugged 1/2" strainer cap port
- Plugged FIP ports

FEATURES:

- Choice of FIP or SWT Hydro-Core Manifold
- Insulated return line assembled from one-piece, 9 3/4" length type-L copper tubing
- Insulated supply line assembled with 24" length Hydro-Core Flex tubing
- Integrated connections for your specific boiler
- Integrated Mesh "Y" Strainer with Rotating Flange
- Plugged 1/2" strainer cap port
- Plugged FIP ports

IPS System Piping	SWT System Piping
4CC4-080	5CC4-080
4CC4-105	5CC4-105
4CC4-150	5CC4-150
4CC4-210	5CC4-210

IPS System Piping	SWT System Piping
4CF4-FS184	5CF4-FS184
4CF5-FS185	5CF5-FS185

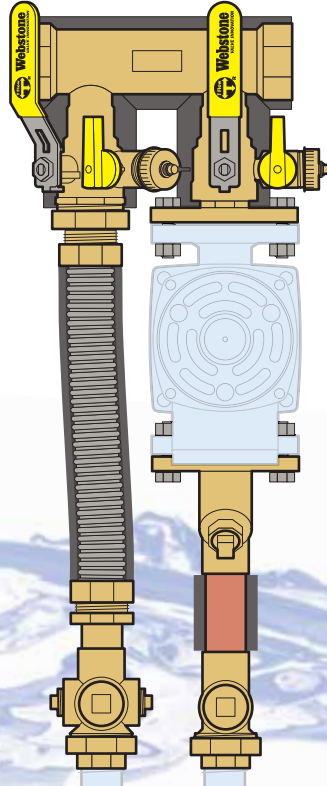
SEE WWW.WEBSTONEVALVES.COM/HYDROCORE FOR A FULL BOILER COMPATIBILITY CHART

* All manufacturer names, models and part numbers are trademarked or registered trademark property of their respective owners. Webstone products are not manufactured, sponsored, authorized, or endorsed by any party unless otherwise noted.

INSTALLATION SOLUTIONS FOR FLOOR STANDING / TOP MOUNT BOILERS

COMPATIBLE WITH SELECT BOILERS FROM:*

- BRADFORD WHITE • LAARS • PEERLESS • RAYPAK
- SLANT FIN • TRIANGLE TUBE • WEIL-MCLAIN



FEATURES:

- Choice of FIP or SWT Hydro-Core Manifold
- Insulated return line assembled from one-piece, 4 1/2" length type-L copper tubing
- Insulated supply line assembled with 24" length Hydro-Core Flex tubing
- Integrated connections for your specific boiler
- Integrated Mesh "Y" Strainer with Rotating Flange
- Plugged 1/2" strainer cap port
- Plugged FIP ports

IPS System Piping	SWT System Piping
4CF4L-FT144	5CF4L-FT144
4CF4R-FT144	5CF4R-FT144
4CF5-FT245	5CF5-FT245
4CF5-FT2R45	5CF5-FT2R45



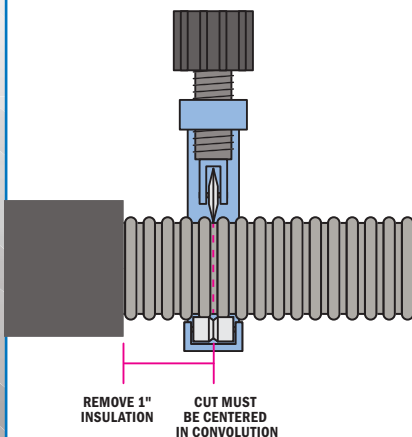
TO CUT TUBING (IF DESIRED)

The amount of Hydro-Core Flex Piping provided is suitable for wide range of boilers. However, tubing may be cut to suit the needs of your specific installation if so desired. Retaining excess length will not effect the performance of the system.

To Cut Hydro-Core Flex Tubing:

1. Remove end connections.
2. Measure the desired pipe length and mark this point on the insulation.
3. Remove the insulation beyond this mark – **DO NOT CUT THE TUBING.**
4. Measure one inch of exposed pipe above the insulation. This is the cut point.
5. Using a metal tube cutter, cut the tube at the cut point.
Cut MUST be centered in a valley between corrugations.
6. Insert tube into the fitting, then tighten end connections.

For full assembly instructions see www.webstonevalves.com/instructions/



SEE WWW.WEBSTONEVALVES.COM/HYDROCORE FOR A FULL BOILER COMPATIBILITY CHART



COMPLETE NEAR
BOILER PIPING KITS

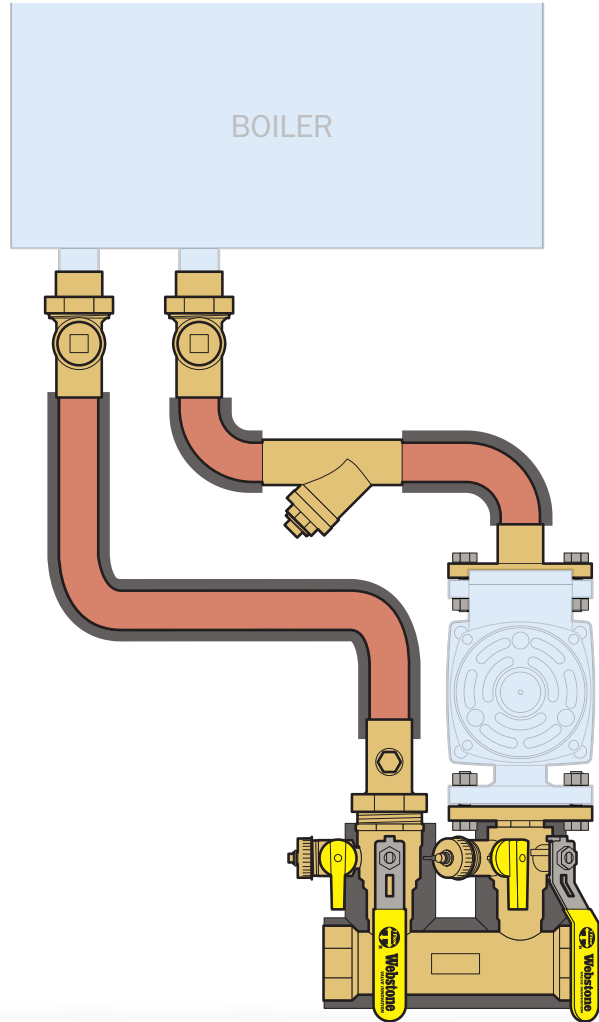
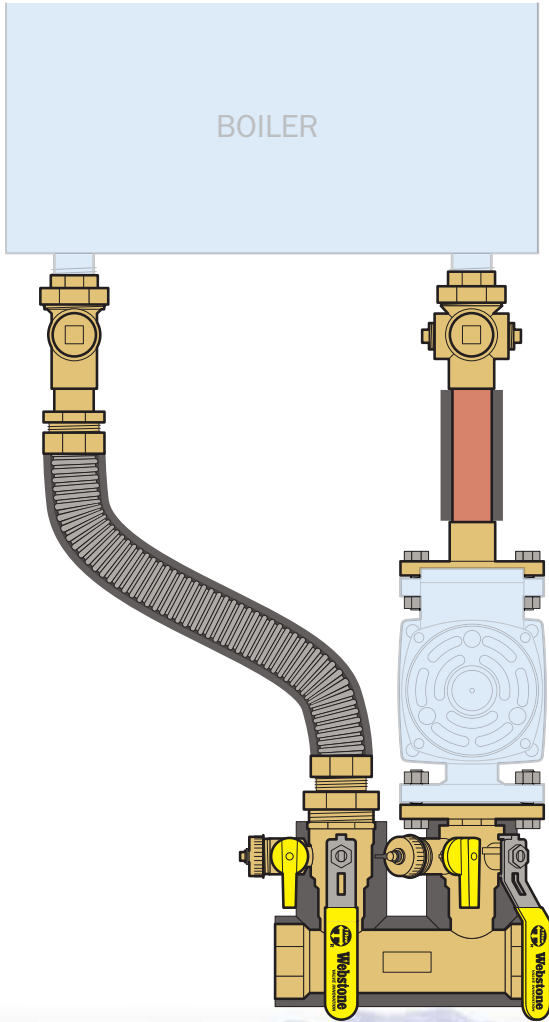
INSTALLATION SOLUTIONS FOR WALL HUNG BOILERS

COMPATIBLE WITH SELECT BOILERS FROM:*

- BAXI • HEAT TRANSFER PRODUCTS
- LOCHINVAR • NEW YORK THERMAL NTI
- NORITZ • SLANT FIN • TRIANGLE TUBE
- VISSMANN • WEIL-MCLAIN

COMPATIBLE WITH SELECT BOILERS FROM:*

- LOCHINVAR



FEATURES:

- Choice of FIP or SWT Hydro-Core Manifold
- Insulated return line assembled from one-piece, 4 1/2" length type-L copper tubing
- Insulated supply line assembled with 24" length Hydro-Core Flex tubing
- Integrated connections for your specific boiler
- Plugged FIP ports

FEATURES:

- Choice of FIP or SWT Hydro-Core Manifold
- Insulated supply & return lines assembled from one-piece, type-L copper tubing
- Integrated connections for your specific boiler
- Integrated Mesh "Y" Strainer
- Plugged 1/2" strainer cap port
- Plugged FIP ports

IPS System Piping	SWT System Piping
4CF4-WH154	5CF4-WH154
4CF4-WH1R44	5CF4-WH1R44
4CF4-WH1R54	5CF4-WH1R54
4CF4L-WH144	5CF4L-WH144
4CF4R-WH144	5CF4R-WH144
4CF5-WH255	5CF5-WH255
4CF5L-WH245	5CF5L-WH245
4CF5R-WH245	5CF5R-WH245

IPS System Piping	SWT System Piping
4CC4-WHN	5CC4-WHN

SEE WWW.WEBSTONEVALVES.COM/HYDROCORE FOR A FULL BOILER COMPATIBILITY CHART

* All manufacturer names, models and part numbers are trademarked or registered trademark property of their respective owners. Webstone products are not manufactured, sponsored, authorized, or endorsed by any party unless otherwise noted.



COMPLETE NEAR
BOILER PIPING KITS

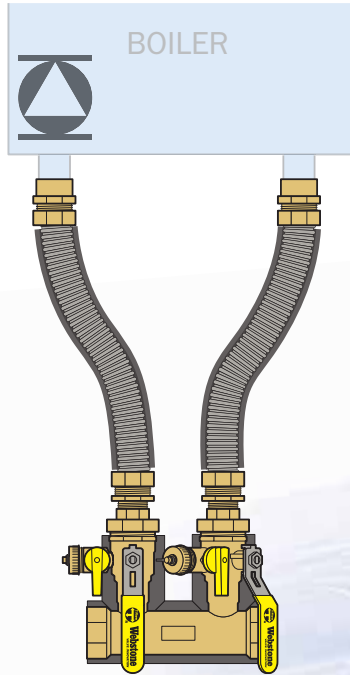
INSTALLATION SOLUTIONS FOR WALL HUNG BOILERS W/ INTEGRAL PUMP

COMPATIBLE WITH SELECT BOILERS FROM:*

- BAXI • BIASI • BOSCH • IBC TECHNOLOGIES
- LAARS • NEW YORK THERMAL NTI
- PEERLESS • PENSOTTI • RAYPAK
- SIME • SLANT FIN

COMPATIBLE WITH SELECT BOILERS FROM:*

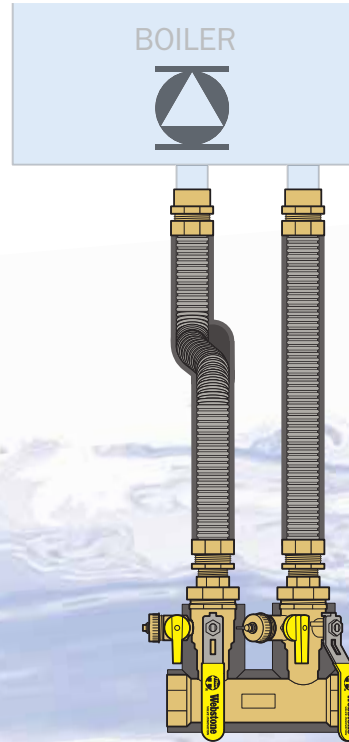
- BRADFORD WHITE
- TRIANGLE TUBE • VISSMANN



FEATURES:

- Choice of FIP or SWT Hydro-Core Double Ball Drain Manifold
- Insulated supply & return lines with 12" length Hydro-Core Flex tubing
- Integrated connections for your specific boiler

IPS System Piping	SWT System Piping
4FK3-WIF	5FK3-WIF
4FK4-WIF	5FK4-WIF
4FK3-WIS	5FK3-WIS



FEATURES:

- Choice of FIP or SWT Hydro-Core Double Ball Drain Manifold
- Insulated 18" length supply & 12" length return lines with Hydro-Core Flex tubing
- Integrated connections for your specific boiler

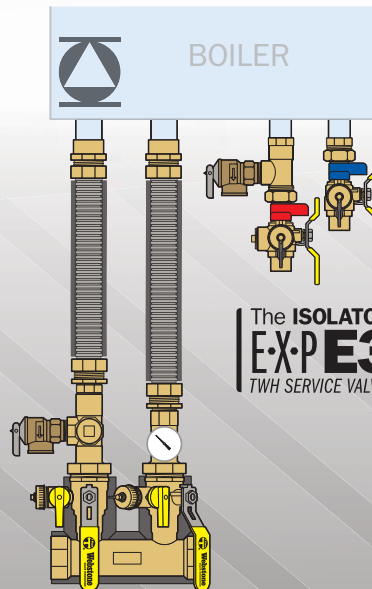
IPS System Piping	SWT System Piping
4FK3-WIF-18	5FK3-WIF-18
4FK4-WIF-18	5FK4-WIF-18
4FK3-WIS-18	5FK3-WIS-18



COMPLETE NEAR
BOILER PIPING KITS

COMBI BOILER SOLUTIONS

A specialty kit designed to accommodate the installation of select combi boilers. Includes a fully fabricated solution for the near boiler piping, and Webstone Isolator® EXP™ series valves for the installation and service of the DHW connections.



The ISOLATOR
EXP3
TWH SERVICE VALVES

COMPATIBLE WITH SELECT BOILERS FROM:*

- NAVIEN

FEATURES:

- Choice of FIP or SWT 1 1/4 x 1" Hydro-Core Double Ball Drain Manifold
- Insulated supply & return lines assembled from Hydro-Core Flex Tubing
- Integrated 1" female boiler connections
- Plugged FIP ports for connection to other devices
- 1/4" pressure gauge port
- 30 PSI pressure gauge
- 30 PSI pressure relief valve for boiler
- 3/4" IPS E3 service valve kit
- 150 PSI pressure relief valve for DHW

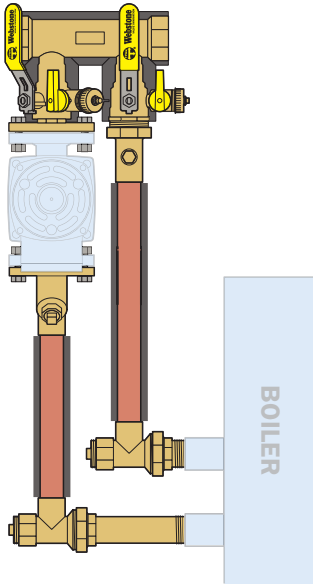
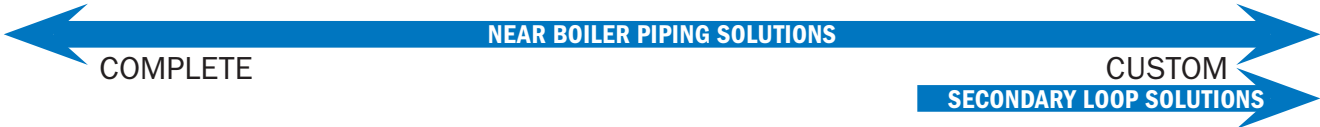
IPS System Piping	SWT System Piping
4FK5-CH	5FK5-CH

SEE WWW.WEBSTONEVALVES.COM/HYDROCORE FOR A FULL BOILER COMPATIBILITY CHART

* All manufacturer names, models and part numbers are trademarked or registered trademark property of their respective owners. Webstone products are not manufactured, sponsored, authorized, or endorsed by any party unless otherwise noted.

VERSATILE SOLUTIONS

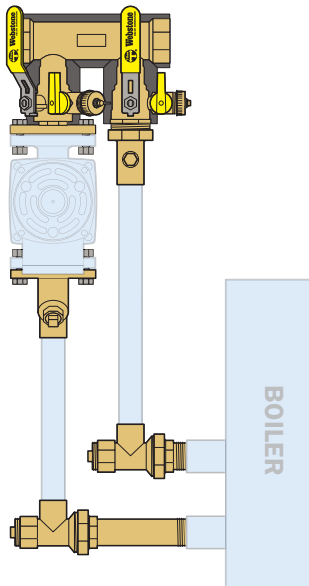
The Hydro-Core system offers varying degrees of simplicity and customization depending on your needs.



HYDRO-CORE™

COMPLETE NEAR BOILER PIPING KITS

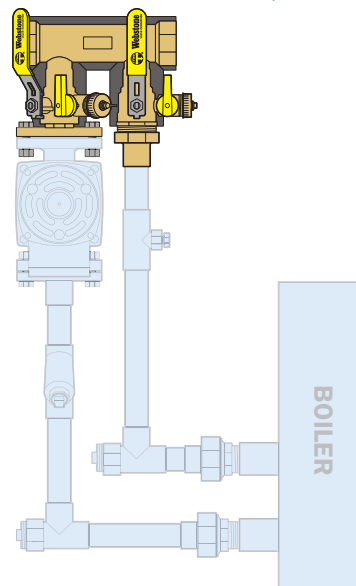
Everything but the pump! A complete solution for a wide array of boilers, includes the manifold, piping and all boiler connections.



HYDRO-CORE™

NEAR BOILER COMPONENT KITS

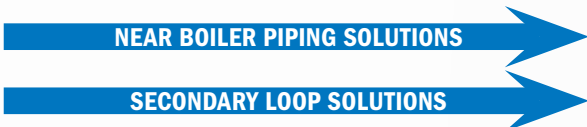
Pipe it yourself. Utilize Near Boiler Component kits including the manifold, pump connections, and boiler connections.



HYDRO-CORE™

MANIFOLD + UNION CONNECTIONS

Utilize the manifold and basic union connection, but complete the rest of the work in the field.



OR CUSTOMIZE YOUR OWN

Have an unusual set of system requirements or a particularly unique area to work within? Craft your own kit - all Hydro-Core components are available for individual purchase. A solution is available for any given need. Visit www.webstonevalves.com/hydrocore to select your desired components.

MIX & MATCH - See www.webstonevalves.com/hydro-core/boilercompatibility for a complete list of parts and accessories.




MANIFOLDS



UNION CONNECTIONS



PUMP CONNECTIONS



BOILER CONNECTIONS

Webstone
VALVE INNOVATION

ONE APPIAN WAY WORCESTER, MA 01610
P.O. BOX 59 WORCESTER, MA 01613
P: (800) 225-9529 • F: (800) 336-5133
www.webstonevalves.com

This content has been provided for the express purpose of demonstrating a product's function in a system and should not be used as a reference for designing or assembling any working installation. The user is solely responsible for ensuring that all products are used and all systems are designed in accordance with all applicable federal, state and local codes.

* All manufacturer names, models and part numbers are trademarked or registered trademark property of their respective owners. Webstone products are not manufactured, sponsored, authorized, or endorsed by any party unless otherwise noted.

The Isolator™ is a registered trademark of Webstone Company, Inc. © 2014 Webstone Company Inc. FORM: HC-0414