

## Residential Utility Energy Saver Electric Water Heater



Photo is of  
M-1-12UT6SS

### The Utility Electric Models Feature:

- **DOE**—All residential storage models above 20 gallon capacity meet or exceed efficiency requirements of the Department of Energy. ASHRAE Standard 90.1 b (current standard) and the National Appliance Energy Conservation Act of 1987 recent amendment effective January 20, 2004 which supercedes all state and local efficiency requirements.
- **Fully Automatic Controls**—Fast acting surface-mount thermostat for automatic temperature control. Factory installed sensitive manual reset energy cut-off for safety to prevent overheating.
- **Direct Heat Transfer With a Single Immersed Element**—Transfers heat directly and efficiently to the water. Screw-in style element.
- **Vitraglas<sup>®</sup> Lining**—Bradford White tanks are lined with an exclusively engineered formula that provides superior protection from the highly corrosive effects of hot water. This formula (Vitraglas<sup>®</sup>) is fused to the steel surface by firing at a temperature of over 1600° F.
- **1" Non-CFC Foam Insulation**—Covers the sides and top of the tank, reducing the amount of heat loss. This results in less energy consumption, improved operation efficiencies and jacket rigidity.
- **Water Connections**—3/4" NPT factory installed true dielectric fittings extend water heater life and eases installation. Located on the side for easier installation.
- **Alternate Top Water Connections**—The 6 and 12 gallon models have alternate 3/4" water connection tapings on top.
- **Protective Magnesium Anode Rod**—Provides added protection against corrosion for long trouble-free service.
- **Voltages Available**—120V, 208V, 240V, 277V, 480V.
- **Single Phase Operation Only.**
- **T&P Relief Valve Included**—All models have special tapping on side of tank.
- **Design evaluated by ETL in accordance with Part 280.707(d) of HUD Mobile Home Construction and Safety Standards for Energy Efficiency.**



Copper Screw Type Immersion Element  
(Incoloy type immersion element available upon request)



### 6 or 10-Year Limited Tank Warranties / 6 or 10-Year Limited Warranty on Component Parts.

For more information on warranty, please visit [www.bradfordwhite.com](http://www.bradfordwhite.com)

For products installed in USA, Canada and Puerto Rico. Some states do not allow limitations on warranties. See complete copy of the warranty included with the heater.

# Residential Electric Water Heater

## Utility Energy Saver Models

C.E.C. Listed

Model Number	Capacity		Recovery 90°F Rise		A Floor to Heater Top	B Jacket Dia.	C Floor to Hot Water Conn.	D Floor to T&P Conn.	E Floor to Cold Water Conn.	F Floor to Anode Rod	G Floor to Electrical Access	Approx. Shipping Weight
	U.S. Gal.	Imp. Gal.	U.S.* GPH	Imp.* GPH	in.	in.	in.	in.	in.	in.	in.	lbs.
M-1-6U6SS†	6	5	7	6	16½	14	10⅞	10⅞	3⅞	16½	16½	33
M-1-10U6SS	10	8	7	6	17½	16	15	14	5⅞	9⅞	12	48
M-1-12U6SS	12	10	7	6	16⅞	18	10¼	10¼	3	16½	16⅞	48
M-1-12UT6SS†	12	10	7	6	27¾	14	21⅞	21⅞	3	27¾	27¾	48
M-1-15U6SS	15	13	7	6	20¼	18	17¾	16¾	6⅞	10⅞	12⅞	55
M-1-20U6SS	19	16	7	6	24¾	18	18¼	18¼	3	10¼	24¾	59
M-2-30U6SS*	30	25	7	6	30	22	23½	23½	4½	30	30	82

Model Number	Capacity		Recovery 50°C Rise		A Floor to Heater Top	B Jacket Dia.	C Floor to Hot Water Conn.	D Floor to T&P Conn.	E Floor to Cold Water Conn.	F Floor to Anode Rod	G Floor to Electrical Access	Approx. Shipping Weight
	Liters	Liters/ Hour	Liters/ Hour	Liters/ Hour	mm.	mm.	mm.	mm.	mm.	mm.	mm.	kg.
M-1-6U6SS†	23	26	26	419	356	257	257	79	444	419	15	
M-1-10U6SS	38	26	444	404	381	355	144	246	305	22		
M-1-12U6SS	45	26	429	457	260	260	76	439	429	22		
M-1-12UT6SS†	45	26	705	356	537	537	76	730	705	22		
M-1-15U6SS	57	26	514	457	451	425	155	257	309	25		
M-1-20U6SS	72	26	629	457	464	464	76	464	628	27		
M-2-30U6SS*	114	26	762	557	597	59	114	787	762	37		

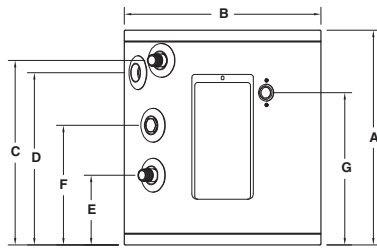
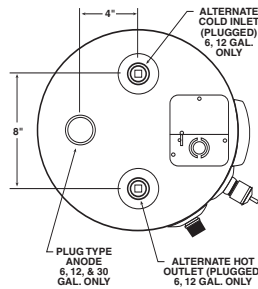
†Maximum wattage at any voltage is 3000W.

For 10 year models, change suffix "6" to "10".

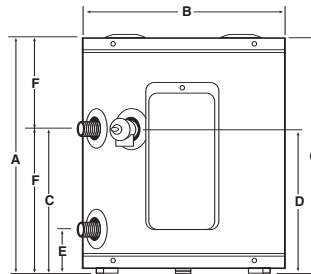
Single element only.

\*Based on 1500W operation.

\*M-2-30U6SS - Meets or exceeds ASHRAE90.1b(current standard).



10 & 15 Gallon Models



6, 12, 20 & 30 Gallon Models

Wattage	Recovery GPH Temperature Rise °F				
	60	80	90	100	120
1500W	10	8	7	6	5
2000W	14	10	9	8	7
2500W	17	13	11	10	9
3000W	21	15	14	12	10
3500W	24	18	16	14	12
4000W	28	21	18	16	14
4500W	31	23	21	19	15
5000W	34	26	23	21	17
5500W	38	29	25	23	19
6000W	41	31	28	25	21

Wattage Limitations	Voltage				
	120V	208V	240V	277V	480V
1500W	yes	yes	yes	yes	yes
2000W	yes	yes	yes	yes	yes
2500W	yes	yes	yes	yes	yes
3000W	yes	yes	yes	yes	yes
3500W	no	yes	yes	no	no
4000W	no	yes	yes	yes	yes
4500W	no	yes	yes	yes	yes
5000W	no	yes	yes	yes	yes
5500W	no	yes	yes	no	no
6000W	no	yes	yes	yes	yes

### General

All models ETL listed. These heaters are wired Single Phase, 120V with one 1500W element, unless otherwise specified.

All water and electrical connections are 3/4" (19mm)NPT.

All models certified at 300 psi test pressure (2068 kPa) and 150 psi working pressure (1034 kPa).

Applicable models CSA verified for energy performance in accordance with C191.1-M90.

*Dimensions and specifications subject to change without notice in accordance with our policy of continuous product improvement.*



For U.S. and Canada field service, contact your professional installer or local Bradford White sales representative.

Sales 800-523-2931 • Fax 215-641-1670 / Technical Support 800-334-3393 • Fax 269-795-1089 • Warranty 800-531-2111 • Fax 269-795-1089

International: Telephone 215-641-9400 • Telefax 215-641-9750 / [www.bradfordwhite.com](http://www.bradfordwhite.com)

**BRADFORD WHITE-CANADA** INC. Sales / Technical Support 866-690-0961 / 905-238-0100 • Fax 905-238-0105 / [www.bradfordwhite.com](http://www.bradfordwhite.com)

## Built to be the Best™

©2012, Bradford White Corporation. All rights reserved.