


## HOLDRITE® ProGuard™


### Protect Your Stub-Out



PEX Stub-Out

**Pick Your Stub-Out Method**

PEX to Copper Stub-Out



List Price Sheet and Specification Sheets available at [www.holdrite.com](http://www.holdrite.com)

# Wall Clearance Analysis: PEX Stub-Out Support

## HOLDRITE® the Expert in PEX Stub-Out Supports

For over fifteen years, HOLDRITE® has been the expert in pioneering and producing innovative PEXRITE® PEX stub-out support products for plumbing contractors, mechanical engineers, and PEX manufacturers in the North American potable water system market.

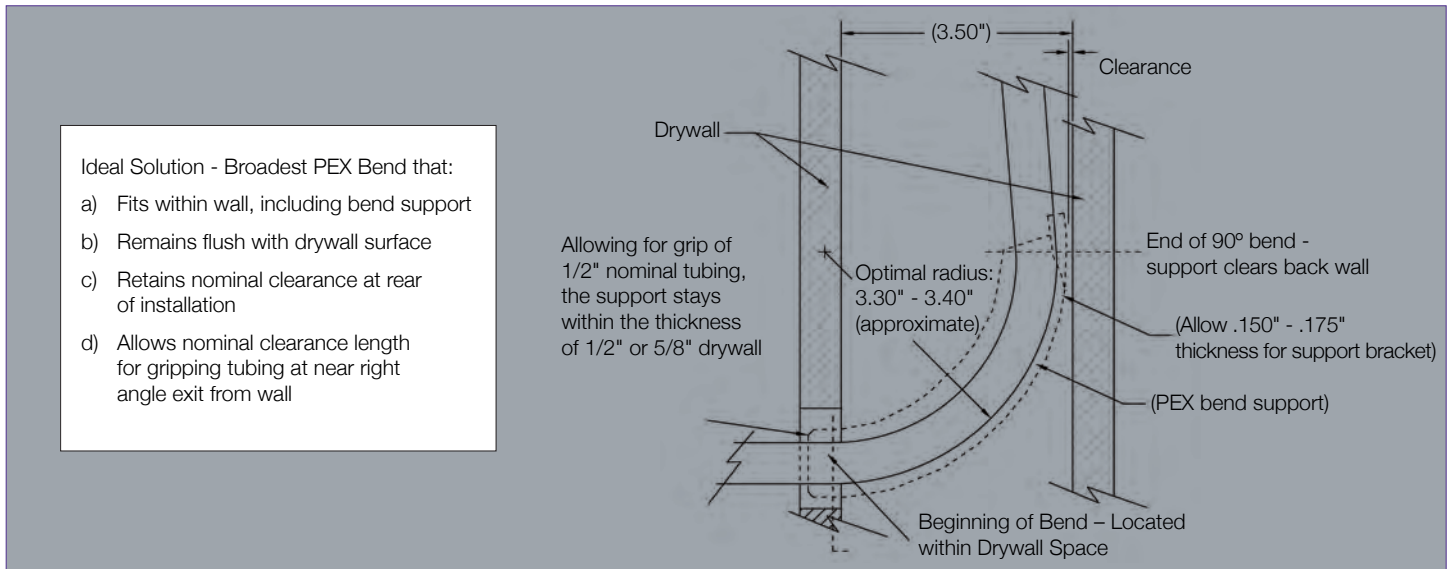
As the industry leader in stub-out pipe supports, our engineering design team has seen our PEXRITE® technologies successfully installed by contractors. Their unique requirements led us to a more thorough understanding of PEX tubing performance, differences in regional installation methodologies, extreme climate and temperature ranges, and the challenges of various plumbing applications.

At the forefront of the evolution of PEX in North America, HOLDRITE can listen, learn, and innovate within the plumbing ecosystem. With this applied knowledge we continue to expand our reputation for "Converting Makeshift Methods into Engineered Solutions<sup>SM</sup>"

### Observation and Discussion: Ideal PEX Stub-Out Solution

Below is a commonly observed schematic of a PEX stub-out within a confined wall that demonstrates the risk of extreme bending of PEX, the challenges of fitting PEX within the wall, and the ideal solution for a PEX stub-out support.

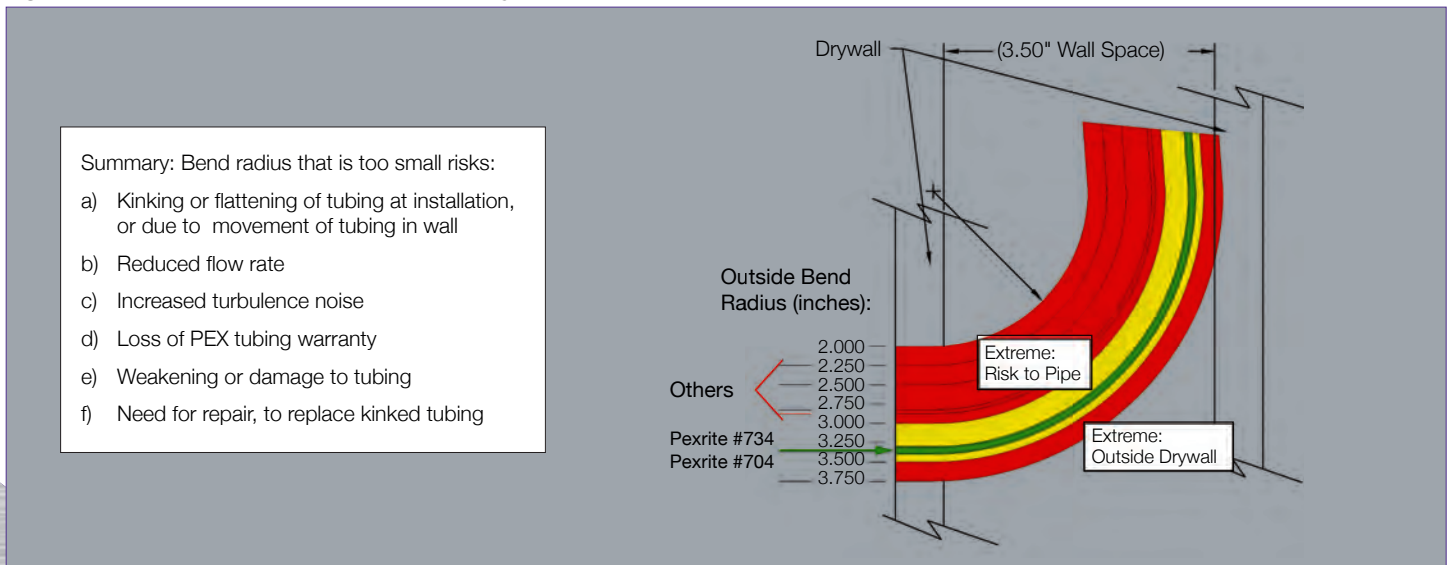
**Figure 1: Schematic of Commonly Observed In-Wall PEX Stub-Out with Ideal Bend Support**



### Conclusion: HOLDRITE® ProGuard™ #734- Optimally Designed to Protect the PEX Stub-Out

The HOLDRITE® ProGuard™ #734 in-wall PEX stub-out solution provides a rigid installation while maintaining the optimal outside bend radius range recommendation of 3.3" to 3.4". It also locks the stub-out in the Z-axis to prevent unwanted front to back slippage, making this patent pending design the ideal solution.

**Figure 2: In Wall PEX Stub-Out Radius Analysis**



# HOLDRITE® ProGuard™

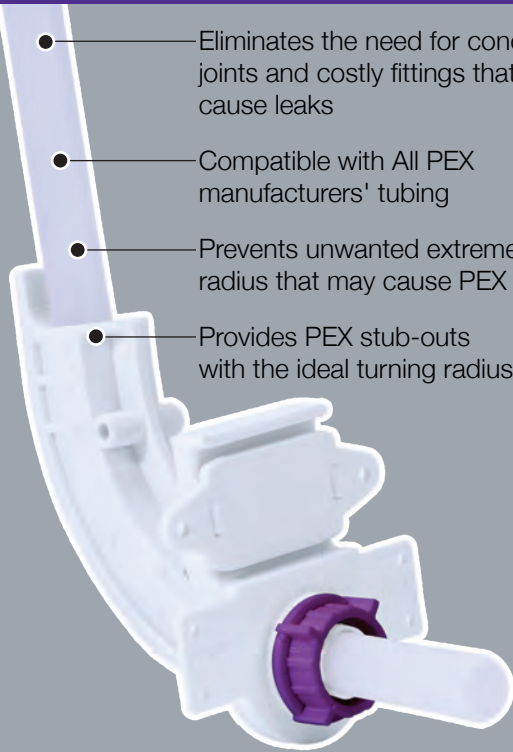
## Protect Your Stub-Out

Pick Your Stub-Out Method

### PEX

#### HOLDRITE® ProGuard™ #734


- Eliminates the need for concealed joints and costly fittings that may cause leaks
- Compatible with All PEX manufacturers' tubing
- Prevents unwanted extreme turning radius that may cause PEX to kink
- Provides PEX stub-outs with the ideal turning radius



### Copper or Rigid Tubing

#### HOLDRITE® ProGuard™ #731 or #732

- Eliminate the need for soldering
- Compatible with PEX, Copper or CPVC tubing (1/2" or 3/4" CTS)



- Secures tubing from unwanted forward or backward movement
- Protects PEX stub-outs and ensures they are inside the wall envelope
- Provides 360° turning radius

- Reduces noise and vibration
- Fire Rated: Meets UL 94 V-0
- Fast and easy to install
- Tightens by hand — no tools or hardware required

### HOLDRITE® ProGuard™ Integrates Directly with #SB3 or #SB4 HOLDRITE® Stout Bracket® Only



#SB3/#SB4

- Telescopes between studs for stout support (10 1/4" to 25 1/2")
- Ideal system for lavatory/sink, toilet, shower, water heater and vertical support applications
- Great versatility - Install bracket flush against the stud or inset bracket within the stud bay
- Supports both 2-eared and 3-eared 90s – Ideal for shower heads

- Compatible with many HOLDRITE® and other manufacturers' clamps



## HOLDRITE® ProGuard™ BY APPLICATION

HOLDRITE® ProGuard™ integrates with the HOLDRITE® #SB3/#SB4 platform to provide an engineered solution for various construction projects (single family, multi-family, hotel, other). Regardless of what type of material (PEX, copper, or CPVC) selected by the contractor, or application (sink, toilet, shower, vertical mid-span, other) that requires support and alignment, HOLDRITE® provides a professional system that is versatile, fast & easy to install, protects the stub-outs required turning radius, and secures the tubing from unwanted forward or backward movement.

### Bathroom

**Tub/Shower Solution**

HOLDRITE® #SB3  
HOLDRITE® #255  
PEXRITE® #704

**Copper to PEX 1/2" Solution Lavatory**

HOLDRITE® ProGuard™ #SB3-7312

or

**PEX 1/2" Solution Lavatory**

HOLDRITE® ProGuard™ #SB3-7342

**Copper to PEX 1/2" Solution Toilet**

HOLDRITE® ProGuard™ #SB3-7311

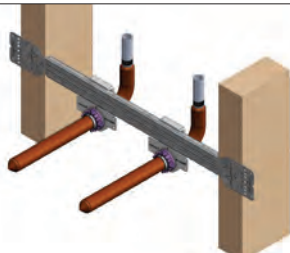
or

**PEX 1/2" Solution Toilet**

HOLDRITE® ProGuard™ #SB3-7341

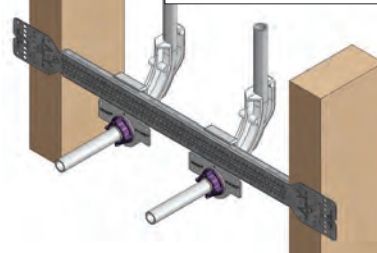
### Kitchen

Copper to PEX 1/2" Solution Sink



HOLDRITE® ProGuard™ #SB3-7312

PEX 1/2" Solution Sink

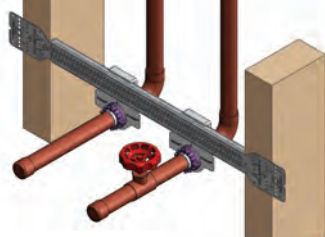


HOLDRITE® ProGuard™ #SB3-7342



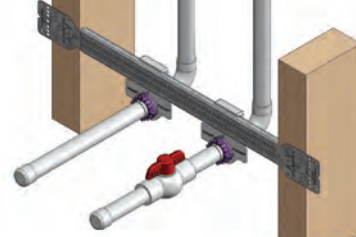
### Water Heater

Copper 3/4" Solution Water Heater




HOLDRITE® ProGuard™ #SB3-7322

CPVC 3/4" Solution Water Heater



HOLDRITE® ProGuard™ #SB3-7322



## HOLDRITE® ProGuard™ #734 INSTALLATION INSTRUCTIONS

**1** Secure bracket to studs using two screws/nails at each end



**2** Secure #734 clamps at desired positions with rear nut




**3** Slide 1/2" tubing through clamp



**4** Bend PEX into clamp. Then tighten front nut



**5** Repeat for second clamp and installation is complete




## HOLDRITE® ProGuard™ #731 INSTALLATION INSTRUCTIONS


**1** Secure bracket to studs, using two screws/nails at each end



**2** Secure #731 clamps at desired positions with rear nut





**3** Slide 1/2" tubing through clamp




**4** Secure tubing by tightening front nut



**5** Repeat for second clamp and installation is complete




# PRODUCTS



## HOLDRITE® STOUT BRACKET® – #SB3, #SB4

- Galvanized telescoping bracket
- Ideal for shower, sink/lavatory, toilet, water heater, vertical mid-span, and more
- Supports both 2-eared and 3-eared 90s
- Telescoping design supports PEX, Copper, and CPVC, and other items
- Integrates with PEPRITE® ProGuard™ #731, #732, and #734


Model #	Bracket Size	For Pipe Size(s)	Box Qty
SB3	10-1/4" to 17-1/2"	Various	50
SB4	14-1/2" to 24"	Various	50



## HOLDRITE® ProGuard™ – #731, #732

- Stub-out clamps that integrate with model # SB3 and #SB4
- Compatible with PEX, CPVC, Copper tubing
- Flame Rated: UL 94 V-0
  - #731 - Stub-out clamp ideal for 1/2" CTS PEX-to-Copper transition, Copper, CPVC at lavatory/sink or toilet
  - #732 – Stub- Out Clamp ideal for 3/4" CTS PEX, Copper or CPVC tubing at water heater


Model #	Description	Box Qty
731	Stub-out clamp supports 1/2" CTS	50
732	Stub-out clamp supports 3/4" CTS	50



## HOLDRITE® ProGuard™ – #SB3-7311, #SB3-7312, #SB4-7311, #SB4-7312

- **Pre-assembled kits** for toilets and sinks/lavatories (1/2" CTS)
- Compatible with PEX, Copper, or CPVC
- Ideal for Copper-to-PEX transition
- Flame Rated UL 94 V-0


Model #	Description	Box Qty
SB3-7311	(1) SB3 Bracket, (1) #731 stub-out support	25
SB3-7312	(1) SB3 Bracket, (2) #731 stub-out supports	25
SB4-7311	(1) SB4 Bracket, (1) #731 stub-out support	25
SB4-7312	(1) SB4 Bracket, (2) #731 stub-out supports	25



## HOLDRITE® ProGuard™ – #SB3-7322, #SB4-7322

- **Pre-assembled kits** for water heaters (3/4" CTS)
- Compatible with PEX Copper or CPVC
- Flame Rated UL 94 V-0

Model #	Description	Box Qty
SB3-7322	(1) SB3 Bracket, (2) #732 stub-out supports	25
SB4-7322	(1) SB4 Bracket, (2) #732 stub-out supports	25



## HOLDRITE® ProGuard™ – #734, #SB3-7341, #SB3-7342, #SB4-7341, #SB4-7342

- **Pre-assembled PEX ONLY stub-out and stub-out kits** for sinks/lavatories and toilets
- Provides PEX Stub-Outs with the ideal turning radius
- Prevents unwanted extreme turning radius that may cause PEX to kink
- Eliminates in wall fittings and concealed joints
- Flame Rated: UL 94 V-0
- Compatible with all manufactures' 1/2" CTS PEX Tubing

Model #	Description	Box Qty
734	Turn-out support for 1/2" CTS PEX tubing ONLY	50
SB3-7341	(1) SB3 Bracket, (1) #734 turn-out support	50
SB3-7342	(1) SB3 Bracket, (2) #734 turn-out supports	50
SB4-7341	(1) SB4 Brackets, (1) #734 turn-out support	50
SB4-7342	(1) SB4 Brackets, (2) #734 turn-out supports	50

# HOLDRITE® ProGuard™

## Protect Your Stub-Out

### HOLDRITE® ProGuard™ PEX SUPPORTS



#731



#732



#734



#SB3-7311  
#SB4-7311



#SB3-7312  
#SB4-7312



#SB3  
#SB4



#SB3-7322  
#SB4-7322



#SB3-7341  
#SB4-7341



#SB3-7342  
#SB4-7342

### OTHER PEXRITE® PEX SUPPORTS



#704



#705



#706  
POP-UP



#707  
POP-UP



#707-E  
POP-UP



#708  
POP-UP



#708-E  
POP-UP



#710



#711



#110-R



#709



#709-L



#709-EXT



#721



#701



#103-18  
#103-26



#SB1S  
#SB2S



#SB3  
#SB4

### HOLDRITE® INSERTS AND CLAMPS



#104 thru #106



#404-R thru #406-R



#221 thru #226



#424 thru #426



#221-S thru #222-S



#424-RB thru #426-RB



#231 thru #236



#424-RR thru #426-RR



#231-S thru #232-S



#424-S thru #426-S



#255-S



#285-S



#250



#255



#280



#285