



BASO Gas Products LLC

## G92 Series BASOTROL® Automatic Combination Gas Valve



### Description

The G92 Series gas valve combines the automatic pilot valve and automatic gas valve functions in one valve. Typical applications include commercial dryers, heaters, agricultural equipment, and similar applications. The G92 valve can be used with natural gas or LP gas, at pressures up to 0.5 psi. The G92 is available with various voltages and cover options. The optional rotor "B" valve allows for pilot flame adjustment.

### Specifications

- Maximum inlet pressure is 0.5 psi
- Natural Gas Capacity Btu/hr at 1 in. pressure drop. is 240,000
- Permissible ambient (surface) temperature is -30 to 175°F (-34 to 79°C) models without rotor valve  
32 to 175°F (0 to 79°C) models with rotor valve

### Agency Listing

- CSA (AGA/CGA) Certificate Number 229521-1656050 (\*excludes G92CSA-5)
- UL Recognized File Number MH2926

### Electrical Connections

- #18 AWG stranded wire or 1/4 in. male quick-connect terminals

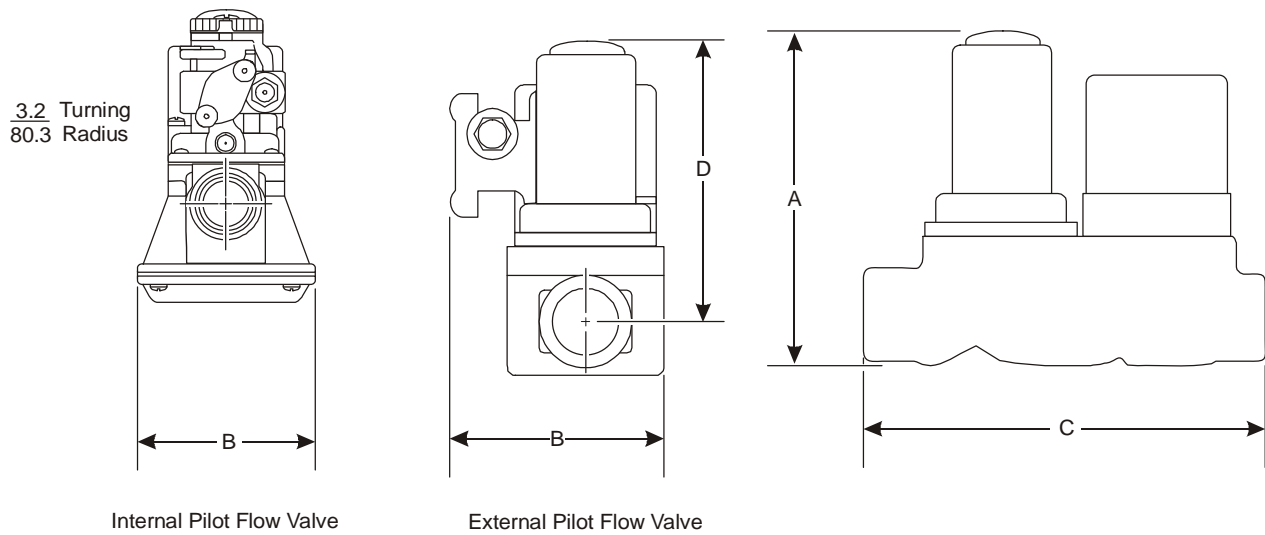
### To Order

To order genuine BASO products, call 1-877-227-6427 (1-877-BASOGAS). Specify the code number from the following selection chart.

Other configurations can be made available. Contact BASO Gas Products for availability of products not shown.

### Selection Chart

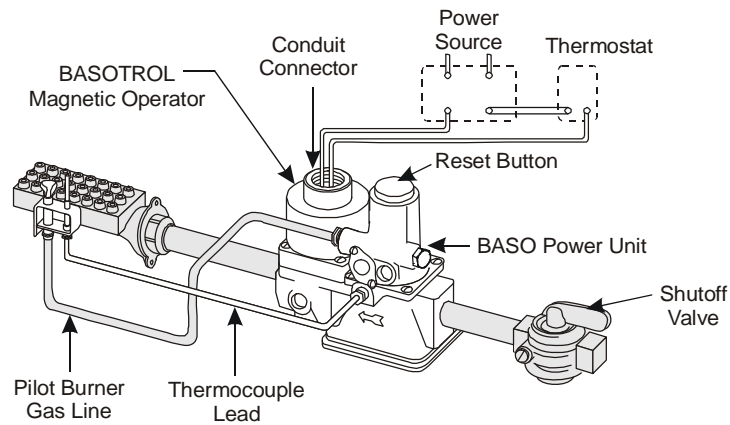
Code Number	Inlet and Outlet Female NPT	VAC (60 Hz)	Pilot Tap (in.)	Pressure Tap (in.)	Pilot Gas Flow/Rotor "B" Valve	Electrical Connection
G92CAA-19	1/2 in. x 1/2 in.	120	1/4 cc left	1/8-27 NPT left and right	Internal/No	18 in. leads
G92CAB-14		120	1/4 cc left	1/8-27 NPT left and right	Internal/Yes	30 in. leads
G92CAC-5		120	1/8-27 NPT and 1/4 cc left	None	External/No	30 in. leads
G92CAC-7		120	(2) 1/4 cc left	None	External/No	30 in. leads
G92CBA-9		240	1/4 cc left	1/8-27 NPT bottom	Internal/No	1/4 in. male spade
G92CBA-10		240	1/4 cc left	1/8-27 NPT left and right	Internal/No	30 in. leads
G92CBB-4		240	1/4 cc left	1/8-27 NPT left and right on body and power unit housing	Internal/Yes	30 in. leads
G92CGB-1		25	1/4 cc right	None	Internal/Yes	1/4 in. male spade
G92CGB-11		25	1/4 cc left	1/8-27 NPT left and right	Internal/Yes	1/4 in. male spade
*G92CSA-5		208/240	1/4 cc left	1/8-27 NPT bottom	Internal/No	30 in. leads
G92DAB-1	1/2 in. x 3/4 in.	120	1/4 cc left	None	Internal/Yes	30 in. leads



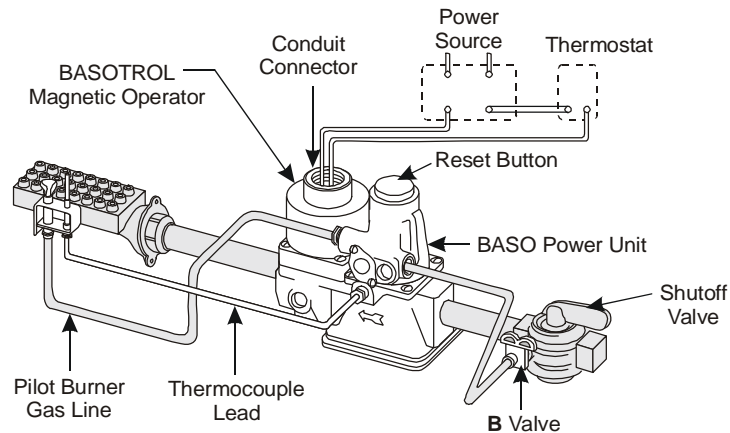
## G92 Dimensions

### Dimensions

Code Number	A Height		B Width		C Length		D Height	
	in.	mm	in.	mm	in.	mm	in.	mm
G92 with Internal Pilot Gas Flow	4.47	112	2.66	67	4.23	106	3.19	80
G92 with External Pilot Gas Flow	4.47	112	3.20	80	4.23	106	3.19	80



### Typical Internal Pilot Gas Flow Installation



### Typical External Pilot Gas Flow Installation