

SHR 11005R

Heat Recovery Ventilator



STANDARD FEATURES

- Premium aluminum cell
- Fans with backward curved blades
- Dual service door & Reversible electrical box
- Push-push configuration
- External electrical box
- Electrostatic filters
- Low voltage contacts
- Full length drain pan
- Outdoor ducts on the same side
- By-Pass Module (BPM0820P) for recirculation

OPTIONS & CONTROLS

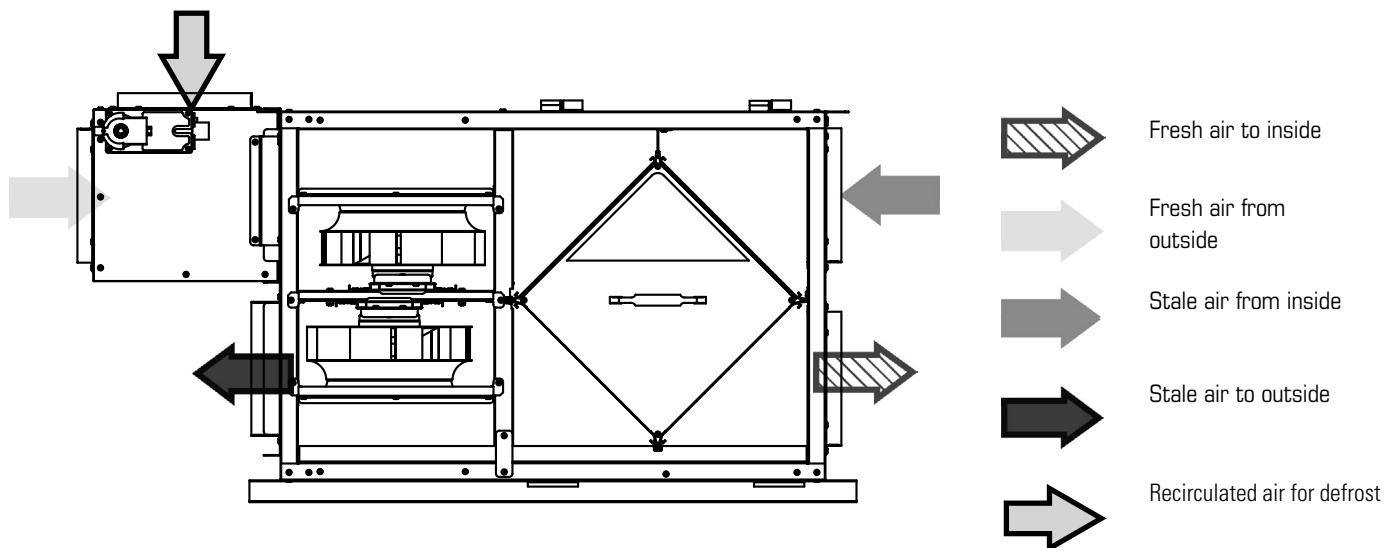
- MERV6 rated filters
- Compatible with all Fantech HRV controls



Job Name:		
Job Location:		
Job Reference Number:		
Unit Reference Number:		
Engineer:		
Distributor:		
Contractor:		
For Reference:	For Approval:	For Construction:
Submitted by:		Date:
Address:		
Tel:	Fax:	Email:
Notes:		

Descriptions

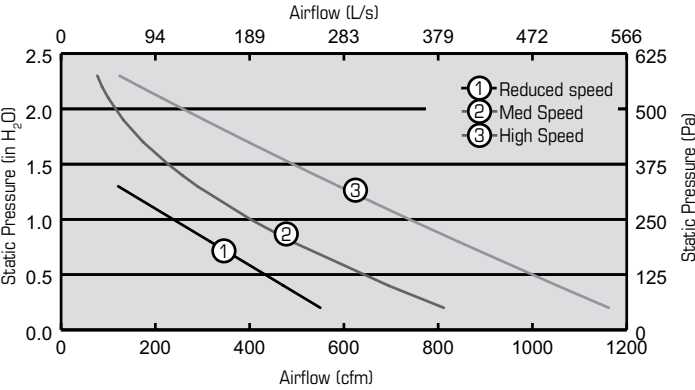
Cabinet:	20 gauge G90 galvanized steel sheet coated with baked powder paint, insulated with 1in. (25 mm) fiberglass with FSK facing for condensation control.
Blowers:	Four maintenance-free Ebm-Papst™ backward inclined motorized impellers with permanently lubricated sealed ball bearings and (TOP) thermal overload protected.
Heat recovery core:	The heat recovery cores are fixed plate cross-flow heat exchanger using 1100 alloy aluminum and capable of transferring sensible heat between air streams. The heat recovery cores are engineered with a turbulence inducing geometry in order to maximize heat transfer while allowing an effective evacuation of condensate. The plates are hemmed to avoid cross-contamination of airstreams.
Filters:	The exhaust and fresh air streams are protected by MERV1 washable filters constructed to meet UL 900. Optional MERV6 filters are direct replacement to the MERV1. Use of MERV6 filters will add an additional system pressure of 0.28in.wg (70 Pa) at 1100 cfm (519 l/s).
Controls:	External three (3) position (Low / Standby / Medium) rocker switch that will offer continuous ventilation. Compatible with all Fantech HRV controls.
Frost control:	During the defrost sequence, a motorized damper temporarily blocks the incoming fresh air stream so that the warm air from the building can circulate through the HRV. The exhaust blower shuts down and the supply blower switches into high speed to maximize the effectiveness of the defrost strategy.
Serviceability:	Cores, filters and drain pan can be accessed easily from both sides of the HRV from hinged access panels. Cores conveniently slide out with only 15" (380 mm) clearance. Blowers can be accessed from both side of the HRV from fastened access panels. Blowers are easily removed by taking off the access panel and sliding the motor plates out of the HRV. A quick connect allows for fast inspection of blowers.
Mounting:	Unit may be suspended by using threaded rod, not supplied, or placed on a platform. Unit shall be adaptable for easy service of electrical components.
Warranty:	The heat recovery ventilator is warranted to be free from defect in material, workmanship and all parts for a period of 3 years from the purchase date. The heat recovery core is warranted to be free from defects in material and workmanship for a lifetime period under circumstances of normal use.



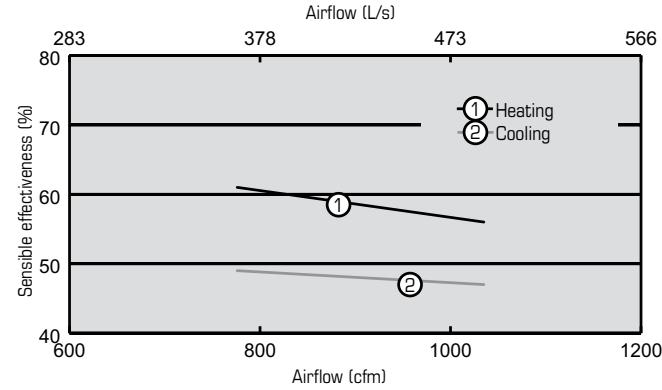
Specifications

- Volts: 120V
 - Phase: Single
 - Amperage: 11 Amps Total
 - Blowers (x2): 115V, 60Hz, 2.7 Amps
- Weight: 255 Lbs (116 Kg)
 - Shipping Weight: 325 Lbs (147 Kg)
 - Shipping Dim.: 38 x 53 x 44" (965 x 1346 x 1118mm)

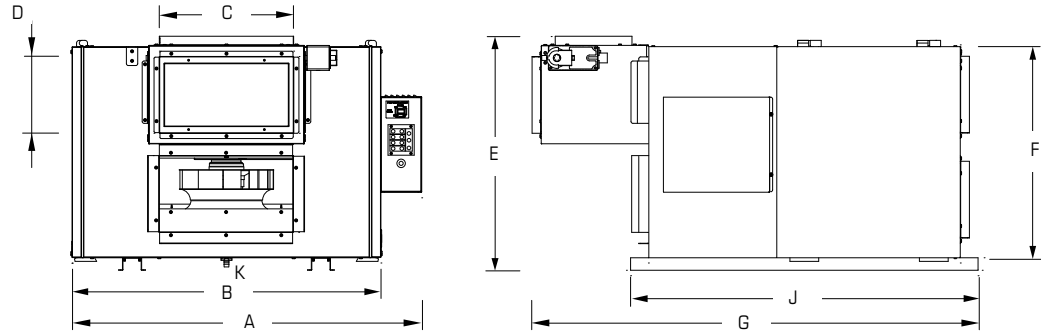
Ventilation Performance



Energy Performance



Dimensions



Model	A		B		C		D		E		F		G		J		K	
	in	mm	in	mm	in	mm	in	mm	in	mm	in	mm	in	mm	in	mm	in	mm
SHR11005R	51 2/5	1306	47 1/5	1199	20	508	8	203	24 1/5	615	22	559	46 1/2	1181	36 1/3	923	1 1/2	13

United States 10048 Industrial Blvd. • Lenexa, KS 66215 • 1.800.747.1762 • www.fantech.net
Canada 50 Kanalfakt Way • Bouctouche, NB E4S 3M5 • 1.800.565.3548 • www.fantech.net

Fantech reserves the right to make technical changes.
For updated documentation please refer to www.fantech.net

