

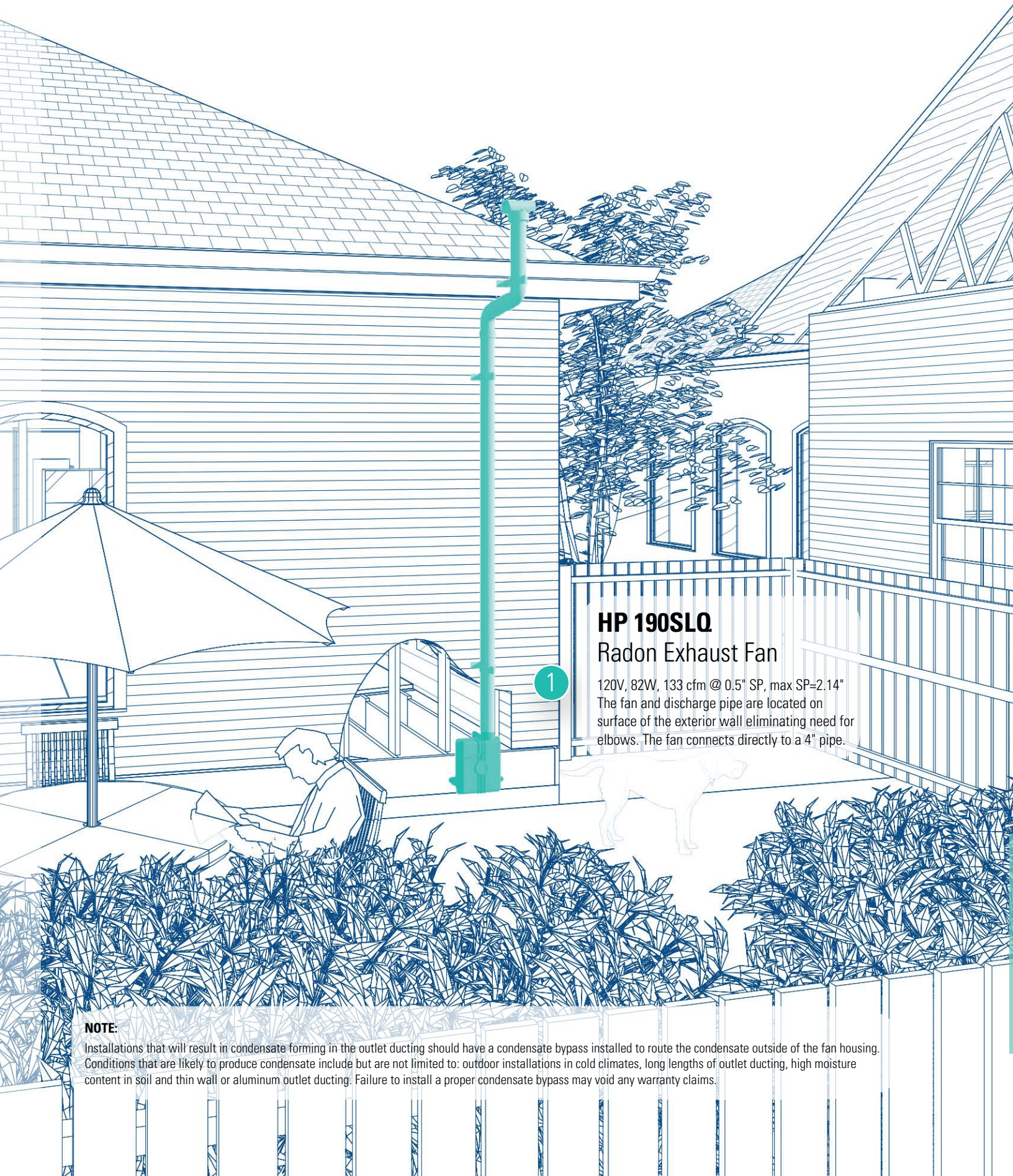
# Ventilation Solutions

## Radon Mitigation

**NEW**

**THE NEXT STEP  
IN RADON FAN  
EVOLUTION.**





## HP 190SLQ Radon Exhaust Fan

120V, 82W, 133 cfm @ 0.5" SP, max SP=2.14"  
The fan and discharge pipe are located on surface of the exterior wall eliminating need for elbows. The fan connects directly to a 4" pipe.

### NOTE:

Installations that will result in condensate forming in the outlet ducting should have a condensate bypass installed to route the condensate outside of the fan housing. Conditions that are likely to produce condensate include but are not limited to: outdoor installations in cold climates, long lengths of outlet ducting, high moisture content in soil and thin wall or aluminum outlet ducting. Failure to install a proper condensate bypass may void any warranty claims.



2

## HP 2190 Radon Exhaust Fan

120V, 58W, 216 cfm @ 0.5" SP, max SP=1.98"  
Ideally tailored performance curve for the vast majority of your mitigations.

# Radon Exhaust in a Single Family Home

Radon comes from the natural (radioactive) breakdown of uranium in soil, bedrock and water and mixes with the air you breathe. Radon exists everywhere and no building type is immune to the potential for unhealthy radon levels. The home is where we are most likely to become exposed to radon, since home is where adults

and children spend most of their time. Testing is the only way to know if you and your family are at risk. Testing is easy and inexpensive; most hardware stores carry Radon Test Kits. The EPA recommends that you mitigate your home if the radon level is above 4 Picocuries per liter (4pCi/L).

The good news is that reducing the levels, in most cases, is not difficult but requires the technical knowledge of a qualified mitigator. Check with your state radon office for names of qualified or state certified radon contractors in your area.

**NEW**

## NEW DESIGN

We moved things around to optimize airflow, reduce noise and vibration, and increase structural integrity.

## GUARANTEED AIRTIGHT

The only radon fan that uses a vibration weld to permanently join the housing into a single piece. No caulk or sealant means no leaks.

## FIT OPTIMIZED COLLAR

New collar is sized specifically to fit securely on a standard radon coupler.

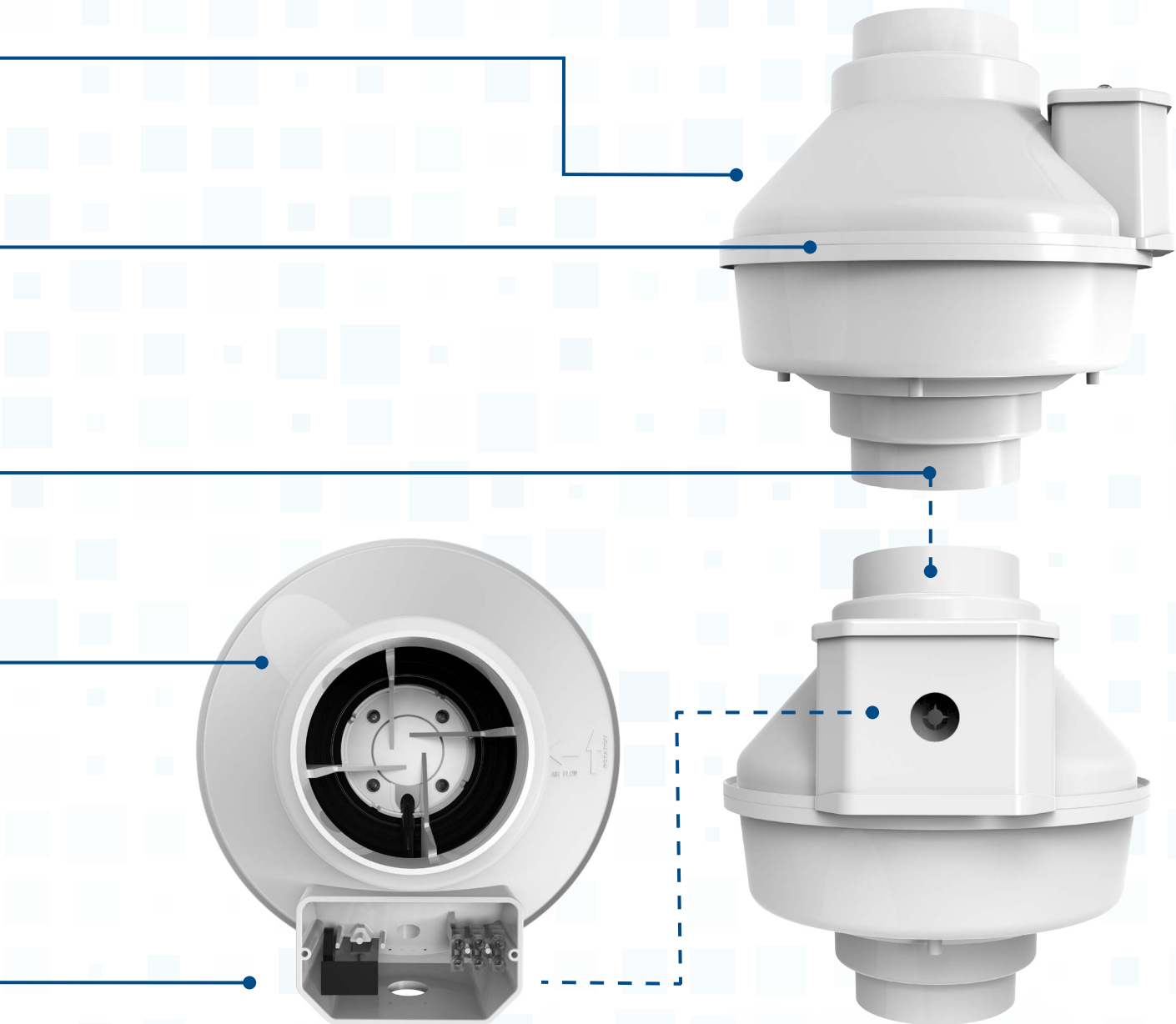
## NEW HOUSING MATERIAL

New high-impact, low viscosity, UV stabilized, flame retardant polycarbonate formula is 25% thicker and stronger.

## LARGER ELECTRICAL BOX

With 37% more internal space, it will make wiring and installation a whole lot easier.

# THE NEXT STEP IN RADON EVOLUTION.



**ON FAN**

# Inline Radon Fans

## HP and FR Series

### Application

HP & FR Series fans are specially designed with higher pressure capabilities for radon mitigation applications.

### How it works

Active radon mitigation systems employ specialized fans to exhaust radon gas from underneath building structures via a sealed pipe system. Such systems are designed to remove radon gas before it migrates to a building's interior.

### Design

The fans feature a fully sealed plastic housing. The housing is joined via a vibration welding process. The process uses transverse, reciprocating motion under pressure at the point of contact between the housing's inlet and outlet pieces. The friction produces heat that melts the thermoplastic material at the interface. The melted material quickly re-solidifies, resulting in a fused, single-piece housing. The fused seam is inherently air tight, very strong and permanent. No screws or adhesive is used to join the housing pieces. An air-tight fan ensures that efficiency is not lost and contaminants are not spilled due to leakage.

The fan can be mounted both indoor, outdoor and in wet locations. These fans feature external rotor motors that have proven dependable year after year.

A large electrical wiring enclosure is designed into the fan housing, making electrical installation easier. Thermal overload protected with automatic reset.

- UV resistant, UL Listed durable plastic
- UL Listed for outdoor use
- Automatic reset thermal overload protection
- Vibration welded seam ensures leak proof housing



### Certification



#### HP 2133

For applications where lower pressure and flow are needed. Low power consumption.

### Specification data

Model	Duct size	Rated power	Voltage / phase	Max. amps	0.5" P <sub>s</sub>	1.0" P <sub>s</sub>	1.25" P <sub>s</sub>	1.5" P <sub>s</sub>	1.75" P <sub>s</sub>	2.0" P <sub>s</sub>	Max P <sub>s</sub>	Shipping weight	Item #		
	inch	W	V / ~	A							in.wg	lbs		A	B
HP 190	4 / 5	56	120 / 1	0.54	137	94	73	50	23	2	2.01	7	411297	3 31/32	4 31/32
FR 150 (Radon)	6	66	120 / 1	0.59	222	120	77	34	-	-	1.70	8	56014	5 7/8	11 1/2
HP 220	6	128	120 / 1	1.20	285	183	155	125	90	57	2.34	8	411349	5 7/8	11 1/2
HP 2133	4 1/2	20	120 / 1	0.17	86	-	-	-	-	-	0.88	4	45044	4 15/32	10
HP 2190	4 1/2	58	120 / 1	0.58	216	102	79	51	26	-	1.98	7	45048	4 15/32	10

The performance shown in this brochure is representative of the actual test results recorded at Texas Engineering Experiment Station/Energy Systems Lab, a recognized testing authority for HVI. Testing was done in accordance with HVI 916 Test Procedures. Dimensions are shown in inches.



## Installation kits

Kits include a pair of flexible white couplings with stainless steel hose clamps, a U-tube manometer and radon system labels.



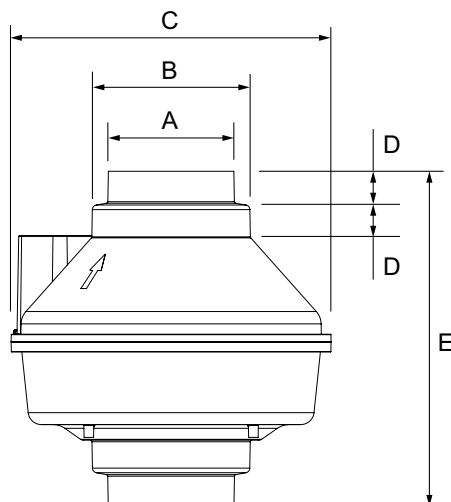
Model	Used with fan models	PVC pipe size	Item #
FRIK 190-3 / FRIK 190-4	HP 190	3" / 4"	44960 / 44961
FRIK 2190-3 / FRIK 2190-4	HP 2133 & 2190	3" / 4"	44962 / 44963
FRIK 220	FR 150 & HP 220	4"	44964

### HP 190, HP 2190 & HP 220 and FR150 (Radon)

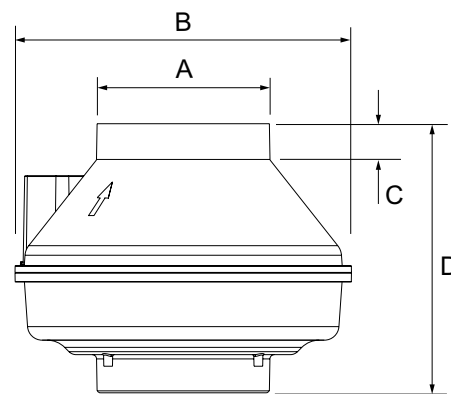
Excellent choice for systems with elevated radon levels, poor communication, multiple suction points and large subslab footprint.

Dimensions		
C	D	E
10	1	10 9/16
1 1/4	9 1/4	-
1 1/4	9 1/4	-
1 1/4	9 1/4	-
1 1/4	9 1/4	-

HP 190



HP 2133, HP 2190 & HP 220 and FR150 (Radon)



## FLEXIBLE COUPLING AND INTEGRATED CONDENSATE BYPASS

Included coupling isolates vibration from the system pipe. Condensate bypasses the motor and drains out from the bottom of the housing.

## NEW INSTALLATION METHOD

Model is now fully secured in place by its connections to the pipe. The flexible couplings isolate the fan's housing from the pipe, and there is no direct attachment of the fan to the building. This "floating" installation results in reduced transfer of vibration to building materials and a much quieter operation.

## TERMINAL BLOCK

For easy wiring installation, the terminal block slides in (no screws). The rubber gasket around the terminal block compartment protects from moisture penetration.

## CONDUIT CONNECTION

Side conduit connection for easy installation and allows for aesthetically pleasing placement.

## SLEEK HOUSING

Manufactured from durable UV resistant polycarbonate - UL approved material for outdoor use. Factory sealed, no leak design. The unit's grey color closely matches the color of most utility and electrical boxes. Low profile design mounts close to the wall. Direct connection to the pipe in the wall reduces the amount of pipe fittings needed for installation.

## EXTERNAL ROTOR-MOTOR

External rotor-motor with backward curved impeller is in airstream thus giving the fan best in class performance, reliability and longevity.







### **FLEXIBLE SLEEVE COUPLING**

Included sleeve connects the fan to the pipe in the wall and isolates the fan's natural vibration from the pipe and building structure.

# Slimline Radon Fan

## HP 190SLQ

### Application

A radon fan doesn't have to look industrial to be effective! Model HP 190SLQ is engineered specifically for the demands of radon mitigation applications with aesthetics in mind. This exterior-mounted fan features a sleek, neutral-colored housing that blends well with the appearance of many homes' exteriors.

### How it works

Active radon mitigation systems employ specialized fans to exhaust radon gas from underneath building structures via a sealed pipe system. Such systems are designed to remove radon gas before it migrates to a building's interior.

### Design

Model HP 190SLQ is designed to simplify the installer's work. The fan connects directly to the system pipe via included connectors. The fan's inlet connection is located on the back of the housing, so that it connects to the pipe where it comes through the wall. This eliminates the need for a pipe elbow, and conceals the wall penetration from view. The fan's discharge is located on top for connection directly to the vertical pipe riser.

### New "floating" vibration-isolating installation

The flexible connectors serve to isolate the fan's natural vibration from the system pipe and the home's structure. The fan is supported by its connections to the system pipe and does not make direct contact with the home. The fan's natural vibration is isolated from the home, so that no structure-borne noise is induced.

### Certification



- Inconspicuous appearance
- Factory sealed, no leak design
- Integral condensate bypass
- Exterior-mount close to the wall

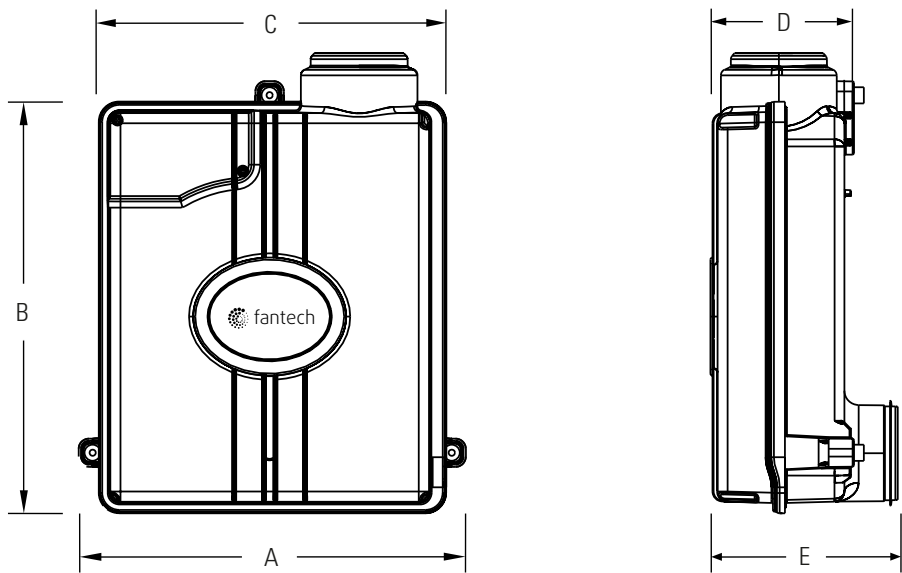


### Specification data

Model	Rated power	Voltage / phase	Max. amps	0.5" P <sub>s</sub>	0.75" P <sub>s</sub>	1.0" P <sub>s</sub>	1.25" P <sub>s</sub>	1.5" P <sub>s</sub>	1.75" P <sub>s</sub>	2.0" P <sub>s</sub>	Max P <sub>s</sub>	Shipping weight	Item #
	W	V / ~	A	cfm							in.wg	lbs	
HP 190SLQ	82	120 / 1	0.78	133	117	103	90	62	44	13	2.14	12	44664

The fan is attached to a PVC pipe using a flexible coupling.

Dimensions



Model	A	B	C	D	E
HP 190SLQ	14 <sup>15</sup> / <sub>16</sub>	15 <sup>7</sup> / <sub>8</sub>	13 <sup>7</sup> / <sub>8</sub>	5 <sup>1</sup> / <sub>2</sub>	6 <sup>1</sup> / <sub>8</sub>

Dimensional information is in inches.

Installation kits

FRIK SLQ installation kit includes the U-tube manometer and radon system labels only.



Model	Shipping weight, lbs	Item #
FRIK SLQ	1	44965



What’s included with the fan?

- Slimline radon fan
- Flexible sleeve coupling and stainless steel hose clamp for fan inlet connection to 4" PVC pipe
- Flexible, gray coupling and (2) stainless steel hose clamps for fan discharge connection to 4" PVC pipe
- Wall bracket for support via hose clamp connection to vertical pipe riser



## What if a simple ASD system isn't the answer?

Radon levels in certain regions or building styles can be hard to mitigate with a traditional Active Soil Depressurization (ASD) system. A Fantech HRV or ERV can be an effective way to reduce radon levels, by providing a balanced ventilation to the space, introducing fresh air and diluting the air inside the structure. In most cases, this reduces radon levels and raises overall Indoor Air Quality (IAQ).

### False ceiling mount ventilators FIT 120 Series



Low profile **FIT Series** HRV and ERV are ideally suited for condos, apartments and single family homes that have no mechanical room, where the ventilator must be located within a false ceiling. Airflows up to 120 cfm.

- Ideal for apartment buildings and false ceiling applications
- Superior heat and/or energy transfer capability in a smaller package

#### Continuous Ventilation up to 120 cfm

#### Application

- Condo
- Apartments
- Single family homes

### Side port connection ventilators SHR and SER Series



Medium and large residential, full-featured HRV and ERV for budget conscious large house projects, the SHR and SER Series are designed for higher static pressure and higher airflow applications. Airflows up to 267 cfm.

- Ideal for apartment buildings, single family and multi family homes
- Serve 2 to 7 bedroom homes

#### Continuous Ventilation up to 267 cfm

#### Application

- Apartments
- Single family homes
- Multi family homes
- Street shopping malls

Fantech® manufactures an extensive range of ventilation products, beginning with our industry first centrifugal inline fan to a wide range of commercial fans. We also manufacture a high quality range of residential and light commercial HRV/ERVs, as well as, a full complement of air terminal devices, controls, and accessories.

Our products can be installed in a variety of applications from condos to large commercial projects. Whether it is new construction or a retrofit project, our products are second to none in quality, reliability and length of service life.

Learn more visiting [www.fantech.net/solutions](http://www.fantech.net/solutions)

## Side port connection ventilators

### SHR and SER Series



Technologically advanced and feature-rich wall control panels provide contractors and homeowners with a high level of control over indoor air quality. Our control panels **EDF7** and **ECO-Touch®** are easy to install, commission and use.

- Programmable control panels
- Electronic dehumidistats
- Push-button timers

Exhaust and supply air diffusers **MGE** and **MGS** for installation on ceilings or walls can easily adjust the pressure and consequently the airflow in the ductwork.

**IR** iris dampers are ideal devices for measuring and adjusting airflow through a duct. The design of the adjustable aperture ensures low turbulence resulting in minimal self-generated noise.

## Quality products from the leader in ventilation

### HRV/ERV product range

#### VHR 2005R

201 cfm at 0.4" SP, recirculation,  
shipping weight 66 lbs, art. #40063



#### SHR 3005R

249 cfm at 0.4" SP, recirculation,  
shipping weight 125 lbs, art. #40214



#### FLEX 100H

109 cfm at 0.4" SP, recirculation,  
shipping weight 46 lbs, art. #44001





#### VHR 150 | VHR 150R

160 cfm (both at 0.4" SP), recirculation (R-version),  
shipping weight 48 lbs (both), art. #44921 | #44859

#### VHR 2004

201 cfm at 0.4" SP, recirculation,  
shipping weight 66 lbs, art. #40061

#### SHR 1504 | SHR 2004 | SER 1504 | SER 2004 | SER 3204D

149 cfm | 201 cfm | 134 cfm | 189 cfm | 231 cfm (all at 0.4" SP)  
shipping weight 52 lbs | 61 lbs | 49 lbs | 66 lbs | 80 lbs  
art. #40072 | #40077 | #40085 | #40086 | #40226

#### SHR 1505R | SHR 2005R | SHR 3205RD

158 cfm | 201 cfm | 263 cfm (all at 0.4" SP), recirculation  
shipping weight 52 lbs | 66 lbs | 103 lbs  
art. #40071 | #40076 | #40225



**Distributed Locally by:**



**Customer Support:**  
800.747.1762  
[USsupport@fantech.net](mailto:USsupport@fantech.net)



**Send Orders:**  
800.487.9915  
[USorders@fantech.net](mailto:USorders@fantech.net)

Fantech reserves the right to modify, at any time and without notice, any or all of its products' features, designs, components and specifications to maintain their technological leadership position. The application rendering presented in this brochure is for visual presentation purposes only. Please, contact a building professional for technical guidance.



**fantech**<sup>®</sup>  
a systemair company