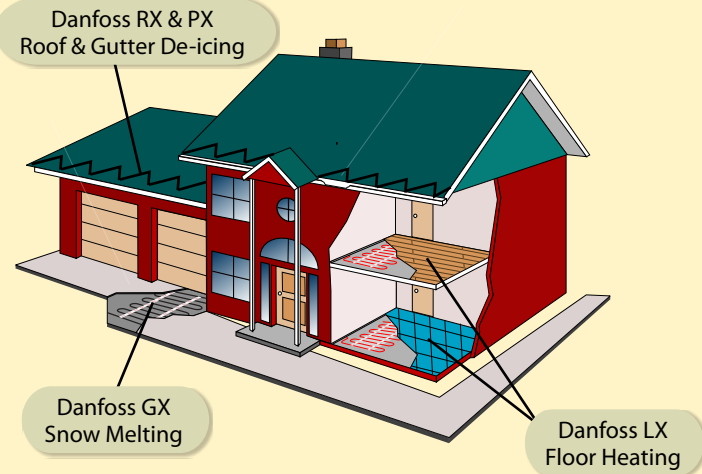


Electric Cable Heating Solutions

Danfoss heating systems deliver a safe and healthy way of heating homes. We offer a one-stop solution to floor heating, snow melting, pipe tracing, and roof and gutter needs.



Distributed By:

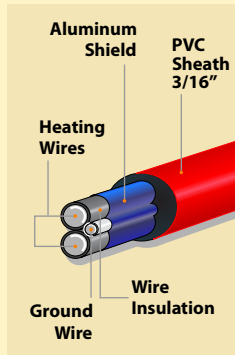


Danfoss Inc.
Toll Free: 866-676-8062
Fax: 905-285-2055
www.LX.Danfoss.com

Danfoss LX mats

Features:

- Dual adhesive mat
- No fastening required
- Installs in minutes
- Even heat every time
- Thin - 3/16"
- Genuine 10-year warranty



Part No.		Length (feet)	Area (sq.ft.)	Amps		Watts (12W/sq.ft.)
120V	240V			120V	240V	
088L3150	-	5.0	10	1.0	-	120
088L3151	-	7.5	15	1.5	-	180
088L3152	-	10.0	20	2.0	-	240
088L3153	-	12.5	25	2.5	-	300
088L3154	-	15.0	30	3.0	-	360
088L3155	088L3175	17.5	35	3.5	1.8	420
088L3156	088L3176	20.0	40	4.0	2.0	480
088L3158	088L3177	25.0	50	4.9	2.5	600
088L3160	088L3178	30.0	60	6.0	3.0	720
-	088L3179	35.0	70	-	3.5	850
-	088L3180	40.0	80	-	4.0	960
-	088L3181	45.0	90	-	4.5	1,080
-	088L3182	50.0	100	-	5.0	1,200
-	088L3183	55.0	110	-	5.5	1,320
-	088L3184	60.0	120	-	6.0	1,440
-	088L3185	72.5	145	-	7.3	1,740

All mats are two feet in width.

Danfoss LX stats

Ordering Information 120V-240V

Part No.	Temp. Setting	Sensor
088L5130	Programmable	Floor Sensor
088L5132	Programmable	Air Sensor & Floor Temperature Limiter
088L5133	Non-Programmable	Floor Sensor

Note: Floor sensing thermostats include a flexible floor sensor with 10 ft lead.

Features:

- Large back-lit display for easy programming
- Simple to program with intuitive on-screen menus
- Pre-programmed for quick set-up
- Monitored energy consumption
- Four-event seven-day ENERGY SAVING programming
- Simple operation - no need for manual
- Dual voltage: 120V or 240V
- Output relay: 15A
- Class A GFCI for maximum safety
- Easily upgrade older model LX thermostats



SIMPLIFY

Your Installation Process use **Little Buzzer** by Danfoss!
Continuity Alarm



DUAL SELF-ADHESIVE MAT

Danfoss LX
BRINGING WARMTH TO LIFE

LX Electric Floor Heating Mats
The PROFESSIONAL'S Choice

Simply the Best

Danfoss LX Electric Heating Systems consist of a thermostat controlled heating mat fitted below the floor surface.

Simply install the Danfoss LX dual self-adhesive mat to the subfloor before installing the tiles. No custom orders, all adjustments can be carried out on-site.

Pre-installed Heating Cable
This reduces installation time and potential errors, while guaranteeing accurate distances and balanced heating.

Dual Self-Adhesive
Adhesive is pre-applied on the Danfoss LX mat, eliminating an entire installation step (required for other products).

Single Point Connection
Easy connections to the thermostat save time and money thanks to twin conductors built over the entire mat surface.

Minimal Thickness
Danfoss LX electric floor heating mat adds only 3/16" height to the floor.

Durable Construction
The twin conductor cable matched with long-lasting materials, enables the Danfoss LX product to withstand the harshest conditions.

Safe & Reliable
Ground fault (GFCI) protection and eliminates electromagnetic fields (EMF). The cable is safety approved for wet locations.

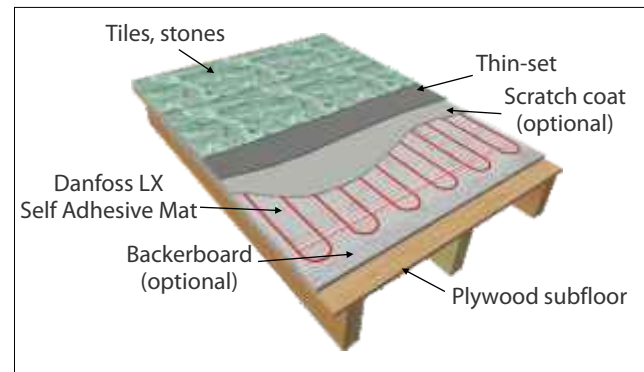
Genuine 10-Year Warranty
The Danfoss LX genuine 10-year warranty, includes materials and labor.

www.LX.Danfoss.com

Simple to Adapt

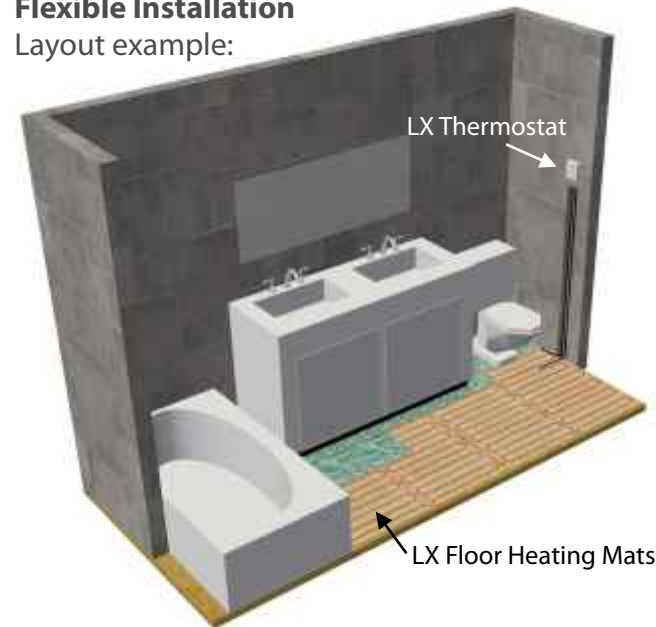
Typical Applications:

- Plywood subfloor
- Concrete subfloor
- Engineered wood
- Laminate



Flexible Installation

Layout example:



Please take into consideration sinks, tubs, toilets and other objects on the floor when measuring the heated floor area.

Simple to Install



Become a certified LX Installer!
www.lxinstaller.com



Unroll onto subfloor; wood, concrete, tile, etc.



Cut the LX mat as needed. Do not cut the red cable



Turn the mat around corners and obstacles



Install tiles



Apply thin layer of cement



Prior to installing tiles



Please visit our YouTube channel for step by step installation instructions:
www.YouTube.com/DanfossLX

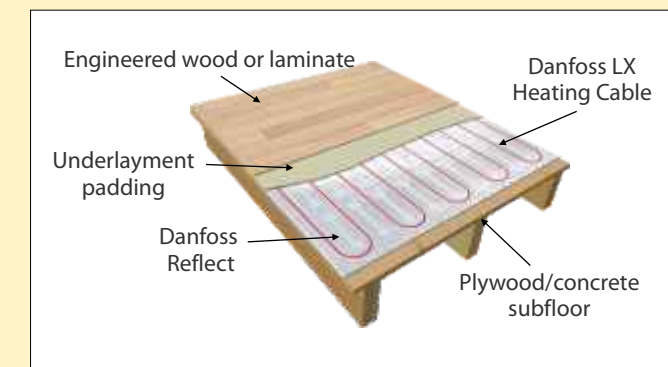
NEW! Danfoss REFLECT! Electric Floor Heating for Laminate & Engineered Wood

Reflect Insulation Plates are a **NEW** revolutionary designed product that do not require a top coat. When combined with **Danfoss LX heating cables**, Danfoss provides the perfect solution for quick and easy installation of electric floor heating under engineered wood or laminate floors. The combination of an insulating subfloor and a heat-conducting surface ensures optimum heat reflection upwards.



- Best solution available for heating under laminate and engineered wood flooring
- Saves time! No mixing, thinset or mud required
- Reflective plates heat quickly and evenly for maximum comfort
- High R-value insulation significantly reduces energy consumption
- Exceptional for concrete floors, especially basement renovations

ENGINEERED WOOD OR LAMINATE



For more information please visit our website at www.LX.Danfoss.com or call 1-866-676-8062