

# WIRING INSTRUCTIONS

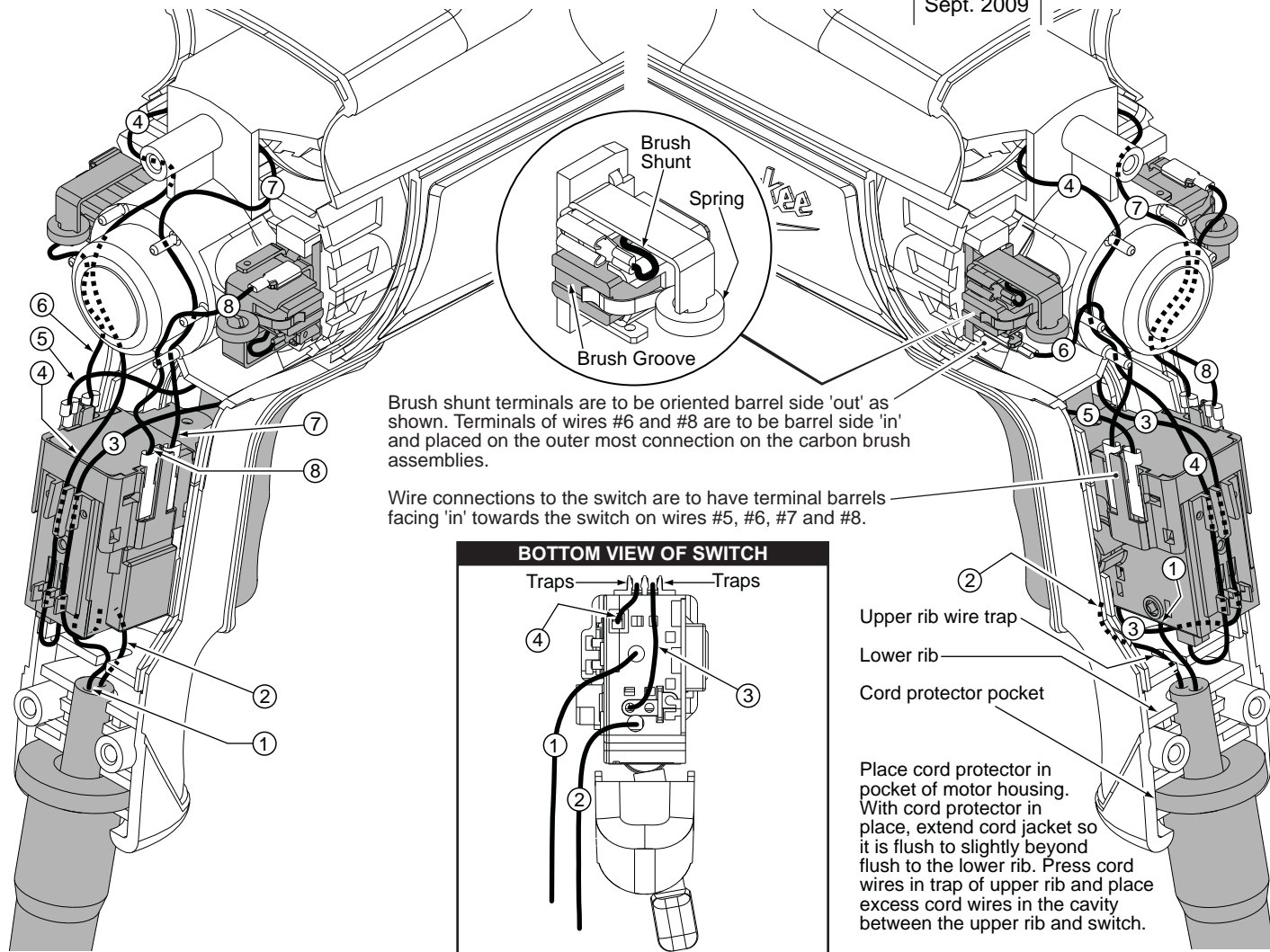
TITLE

PISTOL GRIP DRILL

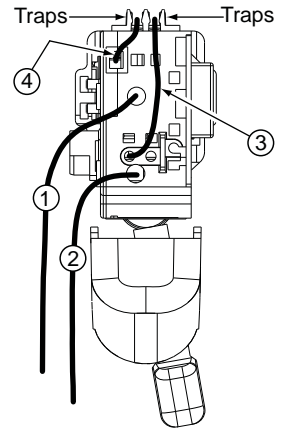
BULLETIN  
58-01-0205

MILWAUKEE ELECTRIC TOOL CORP. 13135 WEST LISBON RD. BROOKFIELD, WIS.

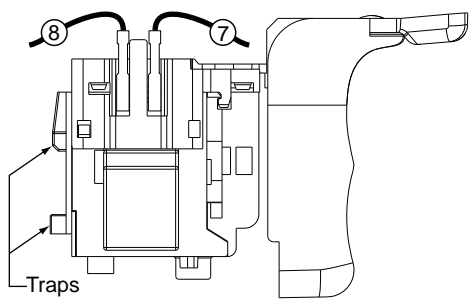
DATE  
Sept. 2009



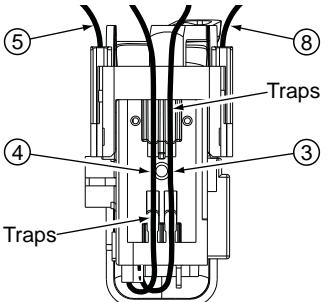
### BOTTOM VIEW OF SWITCH



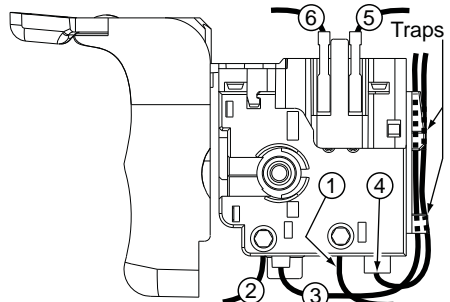
### RIGHT SIDE VIEW OF SWITCH



### BACK VIEW OF SWITCH



### LEFT SIDE VIEW OF SWITCH



### WIRING SPECIFICATIONS

Wire No.	Wire Color	Origin or Part No.	Gauge	Length	Terminals, Connectors and End Wire Preparation
1	Black	Cord	-----	-----	Connect to '2' on bottom of switch.
2	White	Cord	-----	-----	Connect to '1' on bottom of switch.
3	Red	Field	-----	-----	Connect to '1a' on bottom of switch.
4	White	Field	-----	-----	Connect to '2a' on bottom of switch.
5	Black	Field	-----	-----	Connect to '3' on top left of switch.
6	Black	23-94-0455	-----	-----	Connect to '5' on top left of switch & bottom outside terminal of left brush assembly.
7	White	Field	-----	-----	Connect to '4' on top right of switch.
8	Black	23-94-0455	-----	-----	Connect to '6' on top right of switch & top outside terminal of right brush assembly.

BULK LEAD WIRE - BULLETIN 58-01-0003

**NOTE:**  
All leads must be held to ± 1/8".  
All lead lengths are before stripping.

### TERMINAL DESCRIPTION

Code	Part No.	Qty.

### CONNECTOR DESCRIPTION

--	--	--