



**Operates independently to
maintain optimal humidity**



The All New Honeywell Steam Humidifier

Yesterday's humidifiers often fail to deliver the performance that today's high-efficiency, variable speed, dual-fuel and heat pump systems demand, and homeowners desire. The solution? A humidification system that operates independently from the equipment.

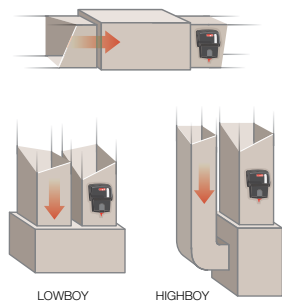


A Better Approach

The Honeywell Steam Humidifier takes the best features from current steam humidifiers efficiency, performance and decreased water consumption and combines it with the ease of installation, reliability and value of flow-through humidifiers. The Honeywell Steam Humidifier is different because it operates independently from equipment operation.

Installation Options

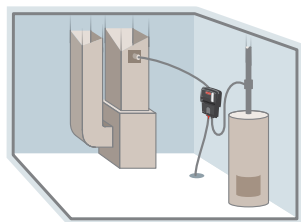
The Honeywell Steam Humidifier can be mounted up to 20 feet away from the HVAC system with the remote-mount kit, making humidification possible in almost any home.



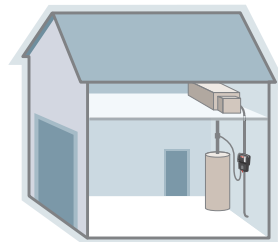
LOWBOY

HIGHBOY

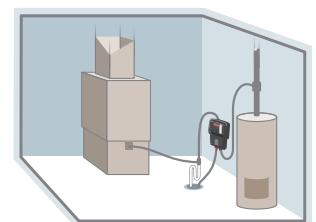
Duct Direct-mount



Mechanical Room Remote-mount



Attic Remote-mount



Down-Flow Remote-mount

Monitor and Control



HumidiPRO™ Digital Humidity Control

The included control works with the humidifier so there's no need to adjust humidity settings when the weather changes. HumidiPRO

makes those changes automatically to protect the homeowner's windows from condensation or frost. However, if a boost of moisture is needed, the Humidity Boost feature can be used to increase relative humidity by 5 or 10 percent.

System Configuration

Automatic Flushing Cycle Options

After 10, 20 or 30 hours of operational humidifying time.

Automatic End-Of-Season Shutdown

Will empty tank after 48 hours of inactivity.

Service Timer

Light indicator can blink to clean tank every 12 months.



Control Options

The Honeywell Steam Humidifier is designed to work with the Honeywell Lyric,™ Prestige® IAQ, and VisionPRO® 8000 thermostats. Homeowners can control all of their homes indoor air quality from one place.

Easy Installation

Simply connect the humidifier to the Wireless Adapter (not pictured) and press 'Connect'. The adaptor communicates wirelessly with Prestige IAQ to control humidity, fan airflow and temperature. Adding a RedLINK™ Enabled Internet Gateway allows your customer to control the Prestige IAQ, humidifier and receive alerts remotely from their computer, tablet or smart phone device.




Water Quality

The Importance of Testing Water Quality

The performance of any type of humidification system is dependent on the hardness of water that's being used to operate it. To ensure long-lasting performance, for most applications the Reverse Osmosis (RO) Kit is a required part of the steam humidifier system. Please refer to the included water test strip kit. If the tested water falls within the hardness range that requires a water softener, use a whole-home water softener in lieu of the included RO system. There is a 5 year warranty on the RO kit. RO filters, canister 1 and canister 2 need to be replaced annually. Replacement canisters are available only through professional contractors.



System Features



- 1 Simple Mounting** – Requires only a 1¼" cut into ductwork and mounts on a separate, lightweight bracket (included) for accurate leveling.
- 2 Application Flexibility** – Can be remotely mounted up to 20 feet from the system.
- 3 Fail-Safe Water Sensing** – Multiple sensors (two low, two high and one ideal) sit in a separate compartment to accurately monitor water levels.
- 4 Patented* Condensate Collect Dome and Nozzle** – Prevents water from condensing out of the unit, delivering only steam into the airflow.
- 5 Easy Maintenance** – No tools required to access and clean tank, which can save time on your annual contract service calls. Durable tank and gasket stand up to high heat, frequent use, and require minimal maintenance.
- 6 Independent Operation** – Provides humidity independent of equipment operation, allowing homeowners to reach their desired humidity setpoints regardless of air temperature.
- 7 Common-Sense Interface** – LED lights indicate when system is running or needs service. Lights also provide feedback to the installer during installation.
- 8 Universal Wiring** – Moving control to a Honeywell thermostat via the wireless adaptor eliminates need to wire directly to the HVAC equipment.
- 9 Simple Wiring Connections** – Push terminals for easy wiring (no screwdriver required) are routed through an interior harness so no wires are exposed.
- 10 Incoloy 600 Heating Element** – A material designed to limit mineral build-up (scale).
- 11 Dual-Action Water Valve** – Solenoid design automatically fills and drains when needed to inhibit debris build-up in the tank.
- 12 Quick Connect** – Integrated plumbing allows you to connect the plumbing in a single step by attaching the hose to the quick connect gasket.

*Patent Pending

How to Specify

Sizing Recommendations

Part Number	Description
HM609A1000	9-GPD Steam Humidifier with HumidiPRO H6062 Digital Humidity Control
HM612A1000	12-GPD Steam Humidifier with HumidiPRO H6062 Digital Humidity Control

Humidification requirements are based on the interior volume of the home. Use the chart below to determine how to achieve the ideal humidification.

Honeywell Steam Humidifier Recommended Sizing

Construction Type	8,000 CU FT	12,000 CU FT	16,000 CU FT	20,000 CU FT	24,000 CU FT	28,000 CU FT	32,000 CU FT
Tight	9 GPD	9 GPD	9 GPD	9 GPD	12 GPD	9 GPD X2	12 GPD X2
Average	9 GPD	12 GPD	9 GPD X2	9 GPD X2	12 GPD X2	12 GPD X3	12 GPD X3
Loose	12 GPD	9 GPD X2	12 GPD X2	12 GPD X3	12 GPD X3	12 GPD X4	12 GPD X4

Honeywell Steam Humidifier Accessories

Part Number	Description	Part Number	Description
C7189R1004	Wireless Indoor Sensor	THM4000R1000	Wireless Adapter
C7089R1013	Wireless Outdoor Sensor	50024917-001	10' Remote-mount Kit
REM5000R1001	Portable Comfort Control	50024917-002	20' Remote-mount Kit
THM6000R1002	RedLINK™ Internet Gateway	HM600XROF1	Reverse Osmosis Water Filter System

Exclusive Support

Honeywell supports you with a 5-year warranty, a toll-free hotline (1-800-814-9452), local experts, training, free literature, ContractorPROSM rewards and more.

Follow us on Twitter:
@honeywellcpro



YouTube:
@honeywellcpro



Automation and Control Solutions

Honeywell
1985 Douglas Drive North
Golden Valley, MN 55422-3992
www.honeywell.com

03-00110 PR
October 2014
© 2014 Honeywell International Inc.



Honeywell