

SPECIFICATION SUBMITTAL SHEET


MODEL DUXL

MODEL DUXLC (2 1/2" & 3")

MODEL DUXLC

MODEL DUXLM

FEATURES

Sizes: ☐ 1/2" ☐ 3/4" ☐ 1" ☐ 1 1/4"
☐ 1 1/2" ☐ 2" ☐ 2 1/2" ☐ 3"

Maximum working water pressure 250 PSI
 Maximum working water temperature 180°F
 Thread connections ANSI B 1.20.1
 Copper connections ANSI B 16.22

OPTIONS

- ☐ HT - high temp applications (300°F @ 50 psi)
 (250°F @75 psi) (200°F @150psi)

DIMENSIONS & WEIGHTS (do not include pkg.)

FEMALE IRON PIPE BY FEMALE COPPER SOLDER JOINT								
PART NUMBER	DIMENSIONS						WEIGHT	
	INLET SIZE	OUTLET SIZE	A in.	A mm	B in.	B mm	lbs.	kg
12-DUXLC	1/2"	1/2"	1 13/16	46	1	25	0.4	0.2
34-DUXLC	3/4"	3/4"	2	51	1 1/4	32	0.5	0.2
34-DUXL12C	3/4"	1/2"	1 13/16	46	1 1/4	32	0.5	0.2
1-DUXLC	1"	1"	2 1/4	57	1 1/2	38	0.6	0.3
114-DUXLC	1 1/4"	1 1/4"	2 13/32	61	1 7/8	48	0.8	0.4
112-DUXLC	1 1/2"	1 1/2"	2 1/2	64	2 5/32	55	1.3	0.6
2-DUXLC	2"	2"	2 15/16	75	2 25/32	71	2.5	1.1
FLANGED FEMALE IRON PIPE BY FEMALE COPPER SOLDER JOINT								
212-DUXLC	2 1/2"	2 1/2"	3 5/8	92	6	152	13	5.9
3-DUXLC	3"	3"	3 5/8	92	6 11/16	170	15	6.8
MALE IRON PIPE BY FEMALE COPPER SOLDER JOINT								
PART NUMBER	INLET SIZE	OUTLET SIZE	A in.	A mm	B in.	B mm	lbs.	kg
	SIZE	SIZE	in.	mm	in.	mm	lbs.	kg
12-DUXLM	1/2"	1/2"	2 3/4	70	13/16	21	0.5	0.2
34-DUXLM	3/4"	3/4"	3	76	1	25	0.6	0.3
34-DUXLM12C	3/4"	1/2"	2 3/4	70	13/16	21	0.7	0.3

SPECIFICATIONS

The Dielectric Union shall be ANSI 3rd party certified to comply with states' lead plumbing law 0.25% maximum weighted average lead content requirement, rated for 250 psi (ANSI B 16.39). Flanged fittings shall be rated for 175 psi (ANSI B16.42 or B 16.24). The body and nut shall be steel with galvanized coat, the insulator shall be nylon, the tailpiece shall be low lead brass and the gaskets shall be EPDM (standard) or viton (high temp). The Dielectric Union shall be a WILKINS Model DUXL, DUXLC or DUXLM.

APPLICATION

Ideal for use where lead free fittings are required. Designed for installation on potable water lines to protect against piping system deterioration caused by galvanic and stray current corrosion. A dielectric fitting is necessary where dissimilar metals are used in piping systems.

LEAD PLUMBING LAW COMPLIANCE

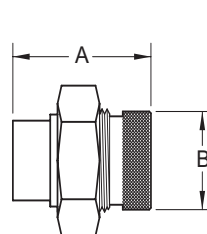
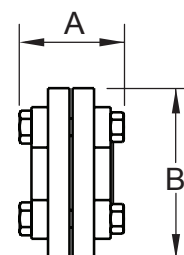
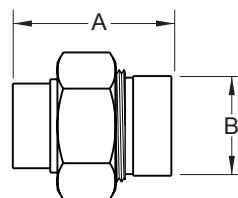
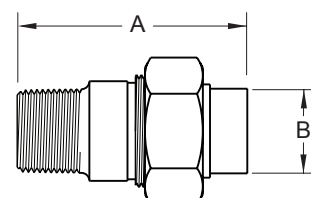
(0.25% MAX. WEIGHTED AVERAGE LEAD CONTENT)

- Lead Plumbing Law Certified by IAPMO R&T



MATERIALS

Body & flanges Steel w/Galvanized Coat
 Bolts & nuts Steel w/Galvanized Coat
 Tailpiece Low Lead Brass
 Insulator Nylon
 Gaskets EPDM (Standard)
 Viton (High Temp)


MODEL DUXL

MODEL DUXLC (2 1/2" & 3")

MODEL DUXLC

MODEL DUXLM

FEMALE IRON PIPE BY FEMALE BRASS PIPE								
PART NUMBER	DIMENSIONS						WEIGHT	
	INLET SIZE	OUTLET SIZE	A in.	A mm	B in.	B mm	lbs.	kg
12-DUXL	1/2"	1/2"	2	51	1	25	0.5	0.2
34-DUXL	3/4"	3/4"	2 1/4	57	1 1/4	32	0.75	0.3
1-DUXL	1"	1"	2 1/2	64	1 1/4	32	1	0.5
114-DUXL	1 1/4"	1 1/4"	2 17/32	64.3	1 13/16	46	1.4	0.6
112-DUXL	1 1/2"	1 1/2"	2 15/16	75	2 3/16	56	3	1.4
2-DUXL	2"	2"	3	76	2 3/4	70	3.87	1.8