

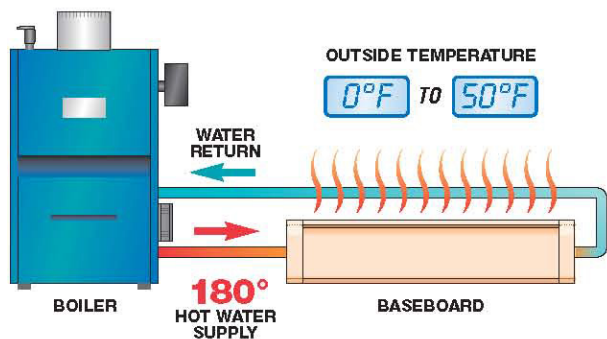


DPM2

FUEL ECONOMIZER

How A Typical Boiler Works:

- A boiler's heating capacity is designed to adequately heat a home on the **coldest** days of the year.
- For many parts of the country, the boiler's outside "design temperature" is set at **0°F**.
- In homes with baseboard or standing radiation, heating is most often based on a boiler hot water supply temperature of **180°F**.
- Most boilers only operate in a fully on or off mode, burning fuel at **full capacity**, based on boiler size.
- So a typical boiler burns fuel to produce a hot water supply temperature of 180°F whenever it operates, regardless of outside temperature or home heating needs.
- On days of moderate outside temperature (50°F), the full heating capacity of the boiler (180°F hot water supply) is not required.
- On less frigid days, heating fuel is **wasted** when the boiler is operating **hotter** than it needs to.




Typical boiler hot water supply remains constant at 180°F regardless if outside temperature is 0°F or 50°F.



DPM2

FUEL ECONOMIZER



- **Makes Your Hot Water Boiler More Efficient**
- **Lowers Your Heating Bills**
- **Makes Your Home More Comfortable**



An ECR International Brand

The **DPM 2** Fuel Economizer is a **must have** accessory with any hot water boiler installation. The DPM 2 saves homeowners money and makes their boiler even more efficient than the manufacturer designed it to be.



How the DPM 2 Works:

- The DPM 2 regulates the temperature of the hot water your boiler produces to heat your home so that it more effectively matches heating needs determined by how cold it is outside.
- On very cold days, the DPM 2 allows your boiler to operate at full capacity, producing a hot water supply of 180°F.
- On moderate temperature days, the DPM 2 will lower your boiler's output, limiting the hot water supply produced to 140°F.*
- The DPM 2 adjusts the boiler water temperature by monitoring outdoor temperature and reducing how much fuel is burned. This reduces fuel usage and fuel costs.

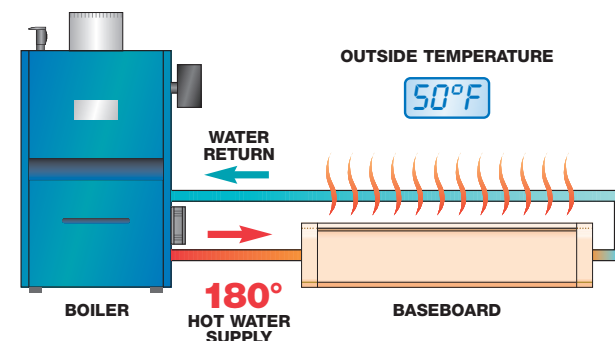
Increased Comfort:

- During the vast majority of the heating season, outdoor temperatures are **warmer** than the boiler's operating "design temperature".
- Thus the **full capacity** of the boiler at 180°F is **not required** to heat the home on **less** frigid days.
- On these moderate days, a 180°F hot water supply can create an **uneven heat** from the boiler's rapid response to the thermostat.
- By modulating boiler water temperature to match the outdoor temperature demand, the DPM 2 creates a steady, **more even heat** for superior home comfort.
- The DPM 2 changes the boiler's water temperature gradually, reducing expansion noises in the home.

How the DPM 2 Makes Your Boiler More Efficient:

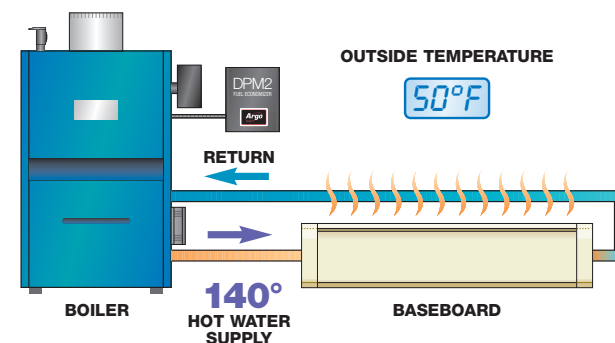
Typical Boiler Operation

Outside Temperature	50°F
Water Supply Temperature	180°F
Boiler Heating Capacity	100,000 BTU/hr
Boiler Fuel Consumption	25,000 BTUs
Boiler Run Time	15 min./hr



Typical Boiler With DPM 2 Fuel Economizer

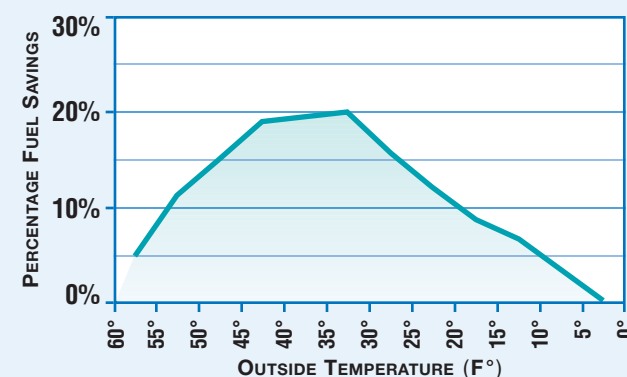
Outside Temperature	50°F
Water Supply Temperature	140°F
Boiler Heating Capacity	100,000 BTU/hr
Boiler Fuel Consumption	22,500 BTUs
Boiler Run Time	13.5 min./hr
Fuel Savings	2,500 BTUs or 10%



How Much Can You Save On Your Heating Bills?

- Experts project that the typical savings that may be realized from a DPM 2 outdoor reset control to be approximately **10 to 15% per year**, depending on climate.
- If you normally pay \$1500 per year in space heating fuel, you could save as much as \$225 or more.
- The DPM 2 will pay for itself and start putting money back in your pocket in just over a year.

ESTIMATED FUEL SAVINGS USING DPM 2 CONTROL**



** Based on a Typical Boiler Design Temperature of 0°F and Hot Water Supply of 180°F

* Check with your boiler manufacturer for recommended temperature limits.