



Fantech

SER 8504N

Light Commercial ERV



The SER Series lowers demand on air conditioning systems. Air supplied from outdoors enters through the Energy Recovery Core where it transfers the heat and humidity to the exhaust air. The air supplied by the SER is now cooler, dryer and more comfortable. The

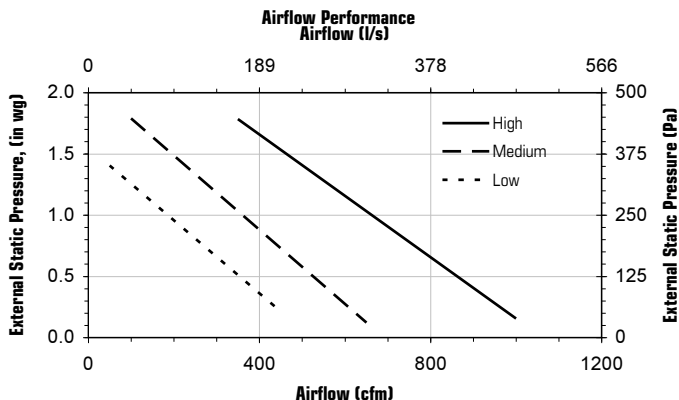
SER distributes the pre-conditioned fresh filtered air throughout the building by direct ductwork installed especially for the ERV or through the ductwork of a forced-air system.

APPLICATIONS INCLUDE:

- Class Room
- Retail Shops
- Hair Salon
- Bars & Restaurants
- Offices
- Clinics
- Animal Shelters
- Larger Homes

POWER & WEIGHT

- Volts 120V
- Amperage 11.0 Amps Total
- Weight 98.5 Kg (217 Lbs)
- Shipping Weight 116 Kg (257 Lbs)
- Blowers (x4) 120V, 60 Hz, 2.7 Amps
- Phase Single



SPECIFICATIONS

CASE 20 gauge G90 galvanized steel sheet coated with baked powder paint, insulated with 25mm (1 inch) fiberglass with FSK (Foil-Scrim-Kraft) facing for condensation control.

BLOWERS Four (4) maintenance-free Ebm-Papst™ backward inclined motorized impellers with permanently lubricated sealed ball bearings and (TOP) thermal overload protected.

CORES Three (3) modular energy recovery cores manufactured from a flame-proof/Polyester-based synthetic paper designed to transfer sensible and latent heat. During winter, the core transfers heat and moisture from the outgoing air to the incoming fresh air. While in summer core transfers heat and moisture from the incoming air to the outgoing air to reduce the latent load.

FILTERS Six (6) MERV1 washable filters that meet UL Class 2 rating to protect the exhaust and fresh air streams.

MOUNTING Brackets are included for mounting using threaded rod. Unit may also be seated on a platform. Flanges are provided to simplify ductwork connections.

CONTROLS External three (3) position (Low/Stand By/Medium) rocker switch that will offer continuous ventilation. Compatible with all Fantech ERV controls.

SERVICEABILITY Unit has hinged or screwed access panels on front and back of the unit. Cores, filters, motors and drain pan are serviceable from either sides of the unit. Fan assemblies are mounted on removable sliding base. Energy recovery cores conveniently slide out with only 380mm (22.6") clearance for ease of inspection, removal and cleaning. Electrical box can be installed on either side of the unit for improved accessibility.

Note: This model is not recommended for climates that experience temperature below -5°C (23°F) for extended periods of 2 or more days.

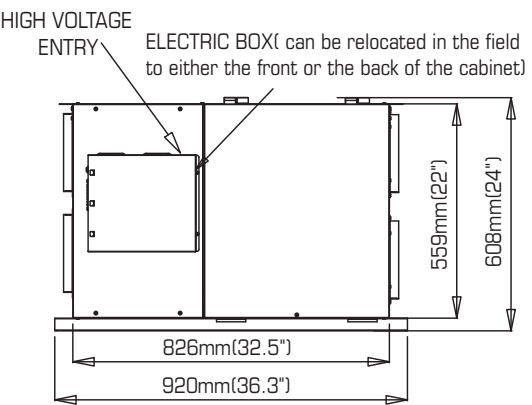
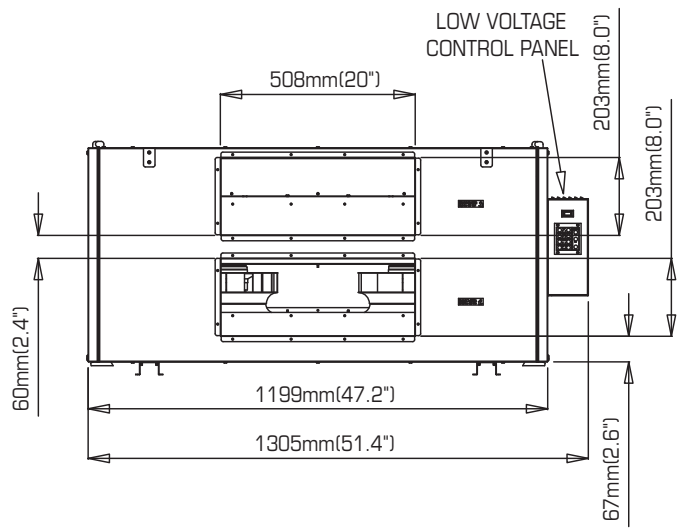
AHRI CERTIFIED™

NET EFFECTIVENESS

Flow l/s (CFM)	Heating			Cooling		
	Sensible (%)	Latent (%)	Total (%)	Sensible (%)	Latent (%)	Total (%)
302 (640)	69%	35%	56%	57%	34%	42%
401 (850)	62%	29%	49%	50%	28%	36%

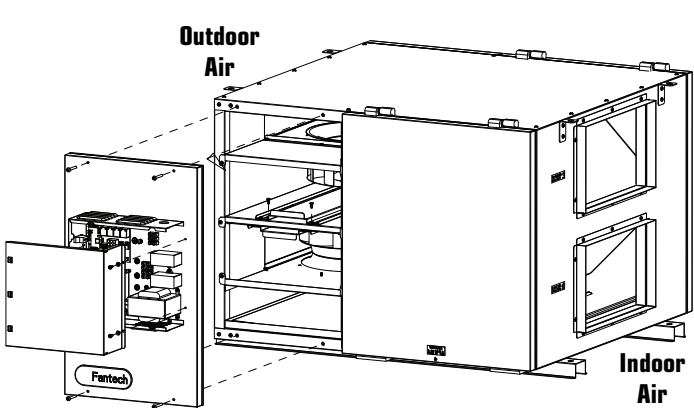
SER 8504N Light Commercial ERV

Dimensions

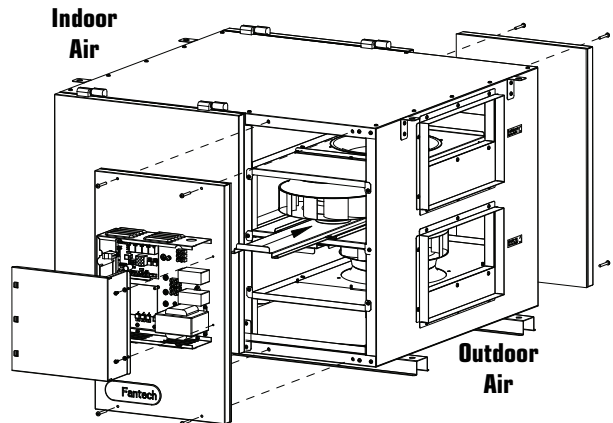


PORT CONFIGURATION

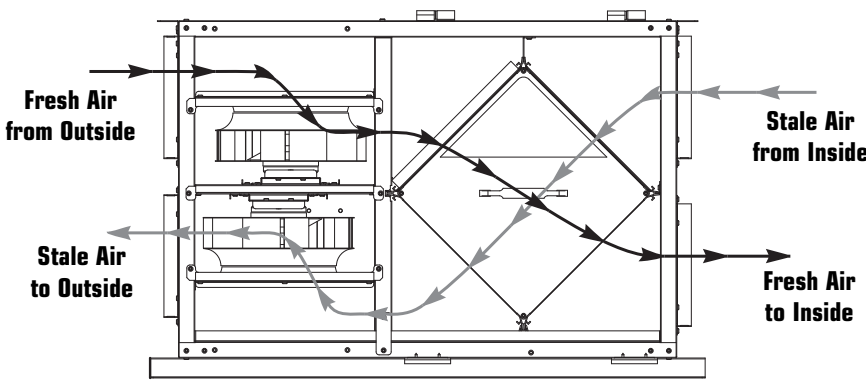
The unit has access doors on the front and back. Also, the main control panel may be moved from front to back allowing for ducting layout.



Standard Configuration as shipped from factory.



Airflow



Fantech

United States
10048 Industrial Blvd. • Lenexa, KS. 66215
(T) 1.800.747.1762 • (F) 1.800.487.9915
(T) 1.913.752.6000 • (F) 1.913.752.6466
www.fantech.net • info@fantech.net

Canada
50 Kanalfakt Way, Bouctouche, NB E4S 3M5
(T) 1.800.565.3548 • (F) 1.877.747.8116
(T) 1.506.743.9500 • (F) 1.506.743.9600
www.fantech.ca • info@fantech.ca

Fantech, reserves the right to modify, at any time and without notice, any or all of its products' features, designs, components and specifications to maintain their technological leadership position.