




The Energy Factor: Natural Gas






30 GALLON CAPACITY MODELS	INSULATION	ESTIMATED YEARLY COST*	ENERGY FACTOR	FIRST HOUR RATING	LEED POINTS
MI30T6FBN	1	\$299	.61	58	/
U130T6FRN	1	\$299	.61	56	/
MI30S6FBN	1	\$299	.61	56	/
U130S6FRN	1	\$299	.61	54	/
MI303T6FBN	1	\$299	.61	68	/
M430T6FBN	2	\$294	.62	58	1
U430T6FRN	2	\$294	.62	55	1
MIMS30T6LN	1	\$299	.61	52	/
MIMH30T6FLN	1	\$299	.61	56	/
40 GALLON CAPACITY MODELS	INSULATION	ESTIMATED YEARLY COST*	ENERGY FACTOR	FIRST HOUR RATING	LEED POINTS
MI40T6FBN	1	\$309	.59	76	/
U140T6FRN	1	\$309	.59	77	/
MI403S6FBN	1	\$309	.59	74	/
U1403S6FRN	1	\$309	.59	72	/
MI404T6FBN	1	\$309	.59	87	/
U1404T6FRN	1	\$309	.59	86	/
M440T6FBN	2	\$294	.62	76	1
PE440T6FBN	2	\$294	.62	76	1
D4403S6FBN 	2	\$272	.67	72	1
U440T6FRN	2	\$294	.62	77	1
M4403S6FBN	2	\$294	.62	74	1
PE4403S6FBN	2	\$294	.62	74	1
U4403S6FRN	2	\$294	.62	72	1
M1XR403S6FBN	1	\$309	.59	74	/
U1XR403S6FRN	1	\$309	.59	72	/
DS140S6FBN	1	\$309	.59	73	/
MIMS40T6LN	1	\$309	.59	59	/
MIMH40T6FLN	1	\$304	.60	59	/
M1TW40S6FBN**	1	\$290	.63	72	1
M4TW40T6FBN 	2	\$272	.67	72	1
U1TW40S6FRN	1	\$290	.63	72	1
U4TW40T6FRN 	2	\$272	.67	72	1
PDX140S6FBN	1	\$294	.62	72	1

Continued on page next page.

**478 Models have a 0.64 Energy Factor (ex: M-1-TW-40S6FBN-478).
*Calculated using the updated National Average Fuel Cost.



The Energy Factor: Natural Gas

50 GALLON CAPACITY MODELS	INSULATION	ESTIMATED YEARLY COST*	ENERGY FACTOR	FIRST HOUR RATING	LEED POINTS
MMI5036FBN	1	\$315	.58	89	/
U15036FRN	1	\$315	.58	90	/
MI50L6FBN	1	\$315	.58	88	/
U150L6FRN	1	\$315	.58	86	/
MI504S6FBN	1	\$315	.58	93	/
U1504S6FRN	1	\$315	.58	92	/
M45036FBN	2	\$294	.62	89	1
PE45036FBN	2	\$294	.62	89	1
D4504S6FBN 	2	\$272	.67	86	1
U45036FRN	2	\$294	.62	90	1
M2XR504T6FBN	2	\$309	.59	103	/
PE2XR504T6FBN	2	\$309	.59	103	/
U2XR504T6FRN	2	\$309	.59	91	/
CDW2504T10FBN	2	\$309	.59	102	/
CSW2504T10FBN	2	\$309	.59	102	/
CDW2TW50T10FBN	2	\$276	.66	108	1
CSW2TW50T10FBN	2	\$276	.66	108	1
DS150S6FBN	1	\$315	.58	90	/
DH1504T6FBN	1	\$315	.58	93	/
M1TW50S6FBN**	1	\$290	.63	86	1
M4TW50T6FBN 	2	\$272	.67	86	1
M2TW50T6FBN	2	\$276	.66	108	1
U1TW50S6FRN	1	\$290	.63	86	1
U4TW50T6FRN 	2	\$272	.67	86	1
U2TW50T6FRN	2	\$276	.66	101	1
PDX250T6FBN	2	\$294	.62	105	1
PDX150S6FBN	1	\$294	.62	88	1
60 GALLON CAPACITY MODELS	INSULATION	ESTIMATED YEARLY COST*	ENERGY FACTOR	FIRST HOUR RATING	LEED POINTS
MI60T6FBN	1	\$326	.56	101	/
UI60T6FRN	1	\$326	.56	96	/
M460T6FBN	2	\$309	.59	101	/
U460T6FRN	2	\$309	.59	96	/
M1TW60T6FBN	1	\$294	.62	100	1
M4TW60T6FBN 	2	\$272	.67	98	1
U1TW60T6FRN	1	\$294	.62	100	1
U4TW60T6FRN 	2	\$272	.67	98	1

Continued on page next page.

**478 Models have a 0.64 Energy Factor (ex: M-1-TW-40S6FBN-478).
*Calculated using the updated National Average Fuel Cost.



The Energy Factor: Natural Gas

65 GALLON CAPACITY MODELS	INSULATION	ESTIMATED YEARLY COST*	ENERGY FACTOR	FIRST HOUR RATING	LEED POINTS
M2XR65T6FBN	2	\$332	.55	127	/
U2XR65T6FRN	2	\$332	.55	116	/
DH165T6FBN	1	\$332	.55	113	/
M2TW65T6FBN	2	\$276	.66	126	1
U2TW65T6FRN	2	\$276	.66	116	1
PDX265T6FBN	2	\$304	.60	120	/
75 GALLON CAPACITY MODELS	INSULATION	ESTIMATED YEARLY COST*	ENERGY FACTOR	FIRST HOUR RATING	LEED POINTS
PDX275T6FBN	2	\$309	.59	140	/
DH175S6FBN	1	\$344	.53	125	/

**478 Models have a 0.64 Energy Factor (ex: M-1-TW-40S6FBN-478).
 *Calculated using the updated National Average Fuel Cost.

LEED - Leadership in Energy and Environmental Design

LEED is a third-party, nationally accepted standard for green building design

- Information supplied by The Gas Appliance Manufacturers' Association and Bradford White.
- The Energy Factor Chart is subject to change without notice in accordance with our policy of continuous improvement.

Last Revised January 19, 2009

