



SC5812 SimpleComfort® PRO

R	C	W1/O/B	Y1	W2	Y2	G	W3	S1	S2
---	---	--------	----	----	----	---	----	----	----

3-STAGE HEAT/2-STAGE COOL OR HEAT PUMP

**7-Day, 5-2-Day & 5-1-1-Day
Programmable**

Simplicity is in its name. ICM's SimpleComfort® PRO series thermostats feature innovation and technology that provides programming simplicity with precise control for year-round comfort and energy savings. Our patented Thermal Intrusion Barrier and patent-pending SimpleSet™ Target Programming set new industry standards in thermostat technology and are exclusive to each PRO series model.



- 3-stage heat/2-stage cool
- Single or dual compressor heat pump
- New ICM patented Thermal Intrusion Barrier
- New ICM patent-pending SimpleSet™ Target Programming technology
- Large display with backlight
- Permanent memory
- Accuracy: $\pm 1^{\circ}\text{F}$, $\pm 0.5^{\circ}\text{C}$
- Programmable fan mode
- Manual or auto changeover
- Field adjustable calibration
- Hardwired
- Dual fuel compatible
- Extra comfort and energy savings modes between stages
- Adjustable maximum heat/minimum cool setpoints
- Adjustable temperature differentials
- Configurable remote sensor compatible
- Selectable $^{\circ}\text{F}$ or $^{\circ}\text{C}$
- Keypad lockout
- Soft touch controls
- Status LEDs



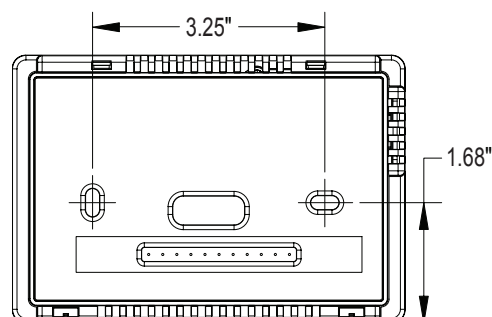
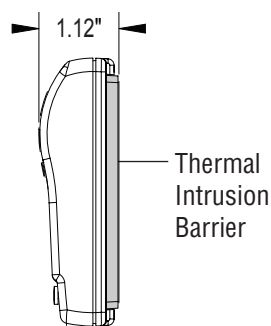
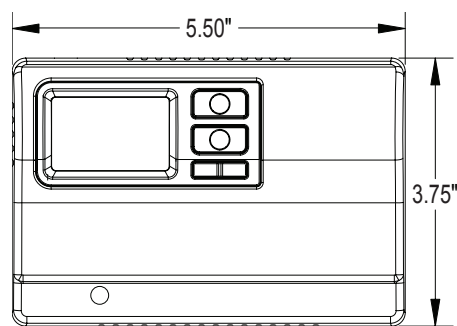
SC5812



- 3-stage heat/ 2-stage cool
- Single or dual compressor heat pump
- Large display with backlight
- Field temperature calibration
- Dual fuel compatible

**Programmable 7-Day, 5-2-Day & 5-1-1-Day
3-Stage Heat/2-Stage Cool or Heat Pump
Hardwired**

Dimensions



Specifications

Electrical Rating:

- 24 VAC (18-30 VAC)
- 1 amp maximum per terminal
- 3 amp maximum total load
- Easy access terminal block

Temperature Control Ranges:

- 45°F to 90°F, Accuracy: $\pm 1^\circ\text{F}$
- 7°C to 32°C, Accuracy: $\pm .5^\circ\text{C}$

System Configurations:

- 3-stage heat/ 2-stage cool
- Single or dual compressor heat pump

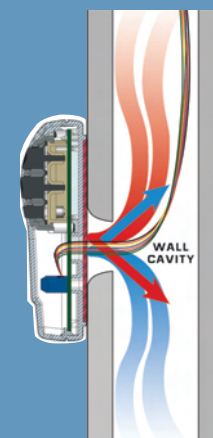
Terminations:

- SC5812: R, C, W1/O/B, Y1, W2, Y2, G, W3, S1, S2

Specifications subject to change without notice.

NEW Thermal Intrusion Barrier

Exclusive, patented insulation technology eliminates thermal drift caused by wall effect.



NEW SimpleSet™ Target Programming

Patent-pending technology lets you transfer the program and configuration from one thermostat to another in seconds.



Need to monitor the temperature away from the thermostat?

Choose an ICM remote sensor.

The fast, easy solution for temperature sensing problems.

- For tamper prone areas
- Poor airflow areas
- Troubled applications
- Foam gasket prevents drafts through wall opening
- Mounts to standard 2" x 4" outlet box
- ACC-RT103 — 2 3/4" x 4 1/2"

